

STUDENT SATISFACTION SURVEY (SSS)

2021-22



Anekant Education Society's
JAYSINGPUR COLLEGE JAYSINGPUR
Internal Quality Assurance Cell (IQAC)



STUDENT SATISFACTION SURVEY REPORT (SSS) 2021-22

The students are most important stake holders in the educational institute. The standard and quality education depends on the student's satisfaction. It is necessary and important step to know the strength and weakness of the academic institution for effective management of the institute. The Internal Quality Assurance Cell (IQAC), Jaysingpur College Jaysingpur has been taken online Student Satisfaction Survey (SSS) for the academic year 2021-22 as per UGC guidelines.

A student satisfaction survey of student was conducted during academic year 2021-22. About 365 students from all disciplines of Arts, Science, Commerce, Computer science, and Vocational courses were randomly selected for the online student satisfaction survey. The participation of randomly selected students was voluntary, and the personal data of students/participants were made confidential.

In conclusion, the overall Student Satisfaction Survey (SSS) showed that 50% percent of respondents reported being excellent, 34% were given very good and 10% of students were given a good rating to Jaysingpur College, Jaysingpur. About 4% have been given a fair remark and around 2% of students gave a poor remark. From the survey, more than 94% of the student participants responded (excellent, very good and good) that they were satisfied with academics and facilities provided by the institute.



METHODOLOGY

The following methodology is followed for the student satisfaction survey-

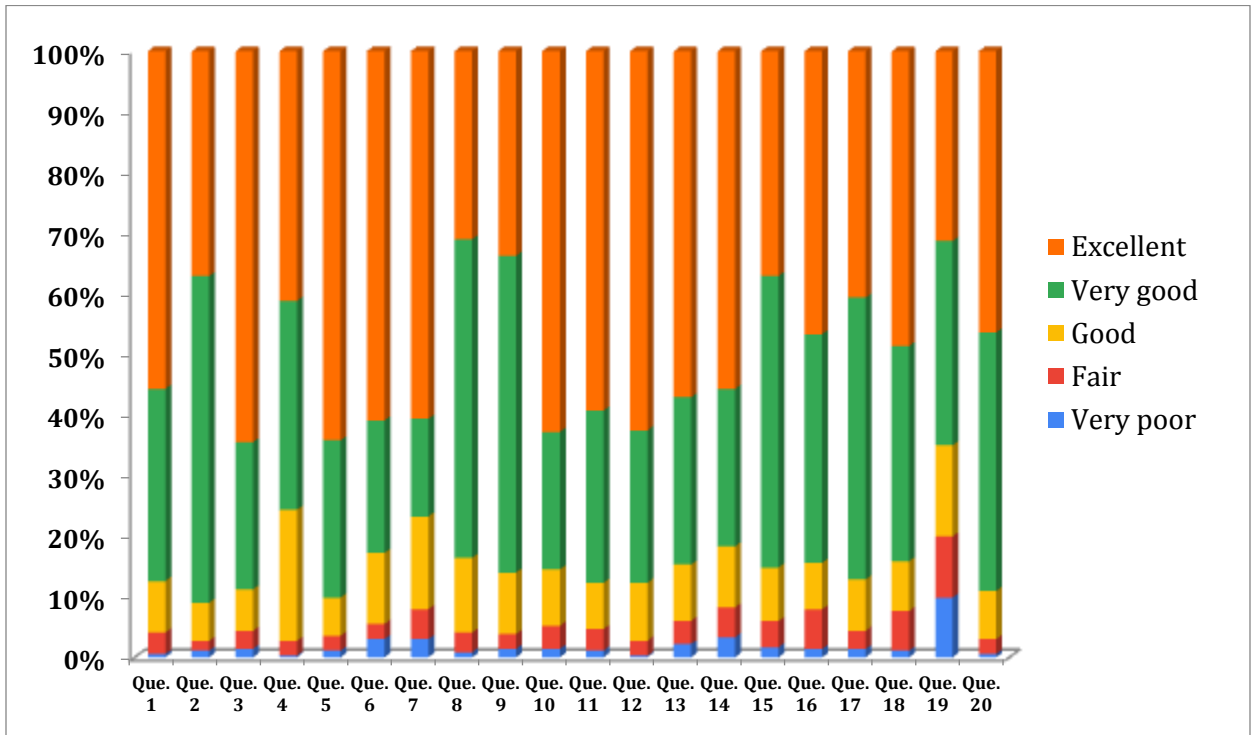
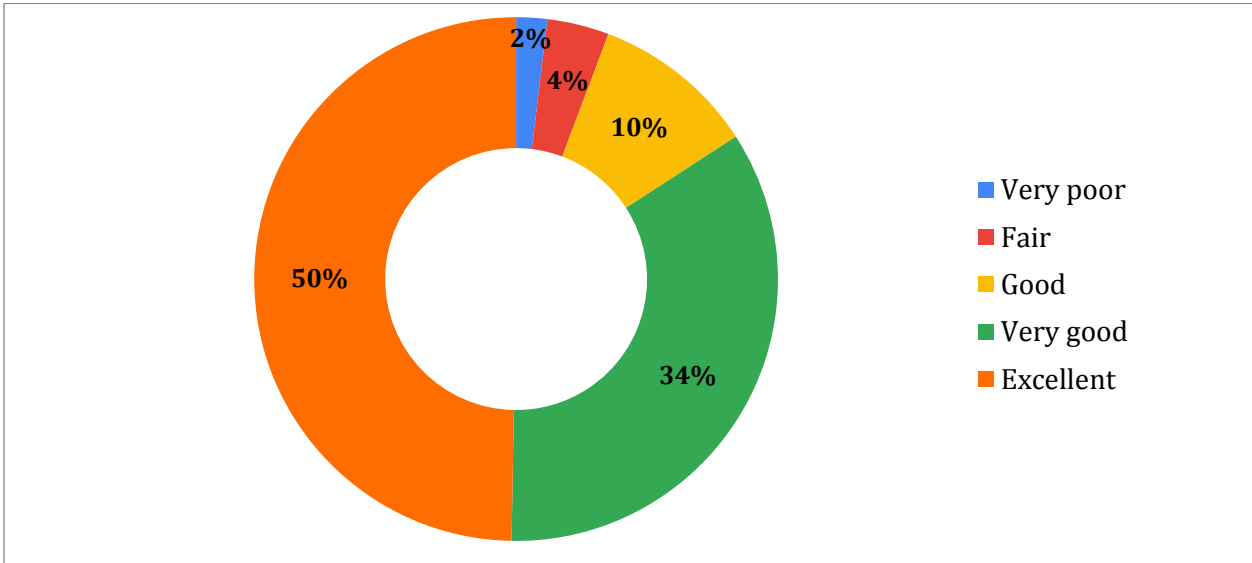
- The Student Satisfaction Survey (SSS) for the academic year 2021-22 was taken as per UGC guidelines and expert advices.
- The questionnaire for Student Satisfaction Survey was set based on the Curriculum design & Teaching, Infrastructure Facilities available in institute.
- A reliable questionnaire was developed and put in the questionnaire form (Prepared in Google forms) to know the student satisfactory level
- The form was made available on the college website (<https://www.jaysingpurcollege.edu.in/feedback/iqac-feedback/student-satisfaction-survey/>)
- The responses from the students were collected via on-line mode.
- All the responses were collected in excel sheet and graphical representations of the data
- A detailed report was prepared and key recommendations were suggested.
- The student satisfaction survey of students in the year 2021-22 was collected in the month of June 2022.

STUDENTS INVOLVED IN SURVEY

We have collected feedback from 365 randomly selected students of all disciplines of Arts, Science, Commerce, Computer science, and Vocational courses



Overall Student Satisfaction

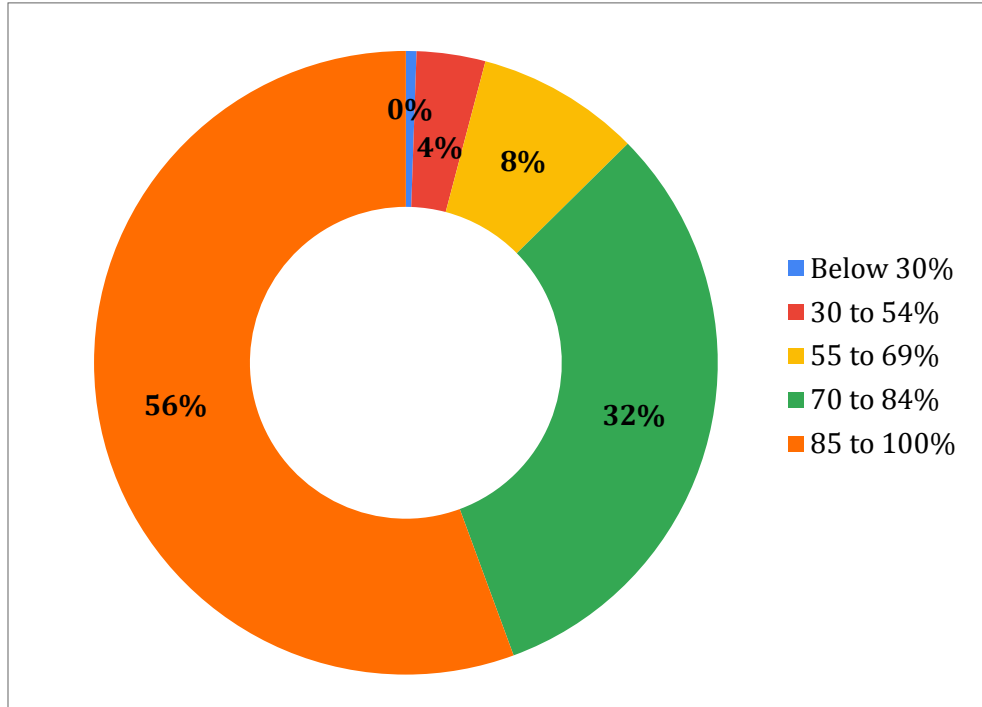


The above graphical presentation clearly depicts that the student satisfactory level is good with respect to student support services. There are 20 questions were asked to the students and found about 94% students were satisfied from quality education in the institution. The question wise details of Students satisfaction is discussed below:



1) How much of the syllabus was covered in the class? (वर्गात किती अभ्यासक्रम पूर्ण केला आहे?)

Scale	Particulars	Responses
4	85 to 100%	203
3	70 to 84%	116
2	55 to 69%	31
1	30 to 54%	13
0	Below 30%	2
Total		365

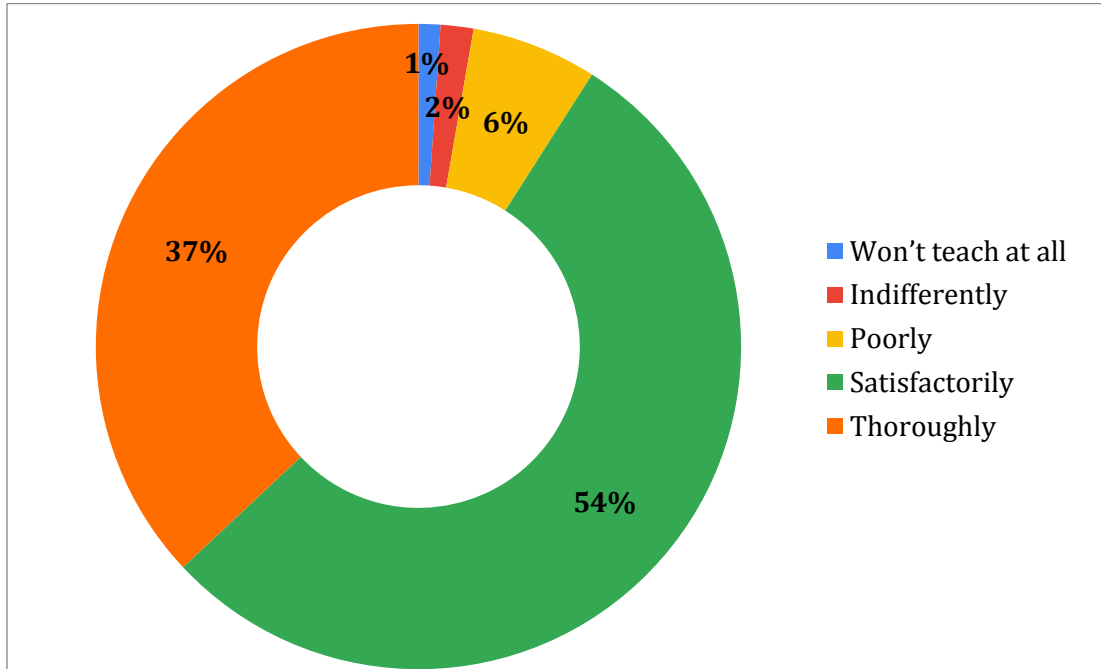


- The more than 75% syllabus was completed by the faculty in time and overall around 88% students are found to be satisfied with respect to the completion of portion in time.



2) How well did the teachers prepare for the classes? (वर्गात शिकविण्यासाठी शिक्षकांची तयारी कशी असते?)

Scale	Particulars	Responses
4	Thoroughly	135
3	Satisfactorily	197
2	Poorly	23
1	Indifferently	6
0	Won't teach at all	4
Total		365

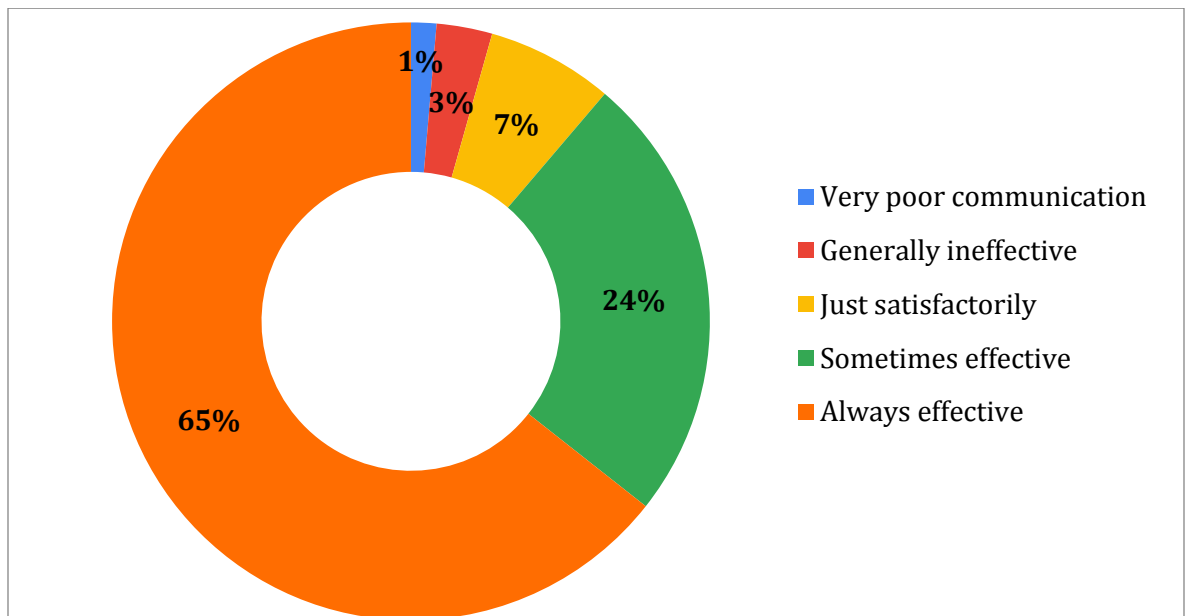


- About 91% thought that the teachers are well prepared for his topic the class.
- Whereas 9% students are not satisfied with the preparation of the teachers.



3) How well were the teachers able to communicate? (शिक्षक संवाद सदतात का?)

Scale	Particulars	Responses
4	Always effective	235
3	Sometimes effective	89
2	Just satisfactorily	25
1	Generally ineffective	11
0	Very poor communication	5
Total		365

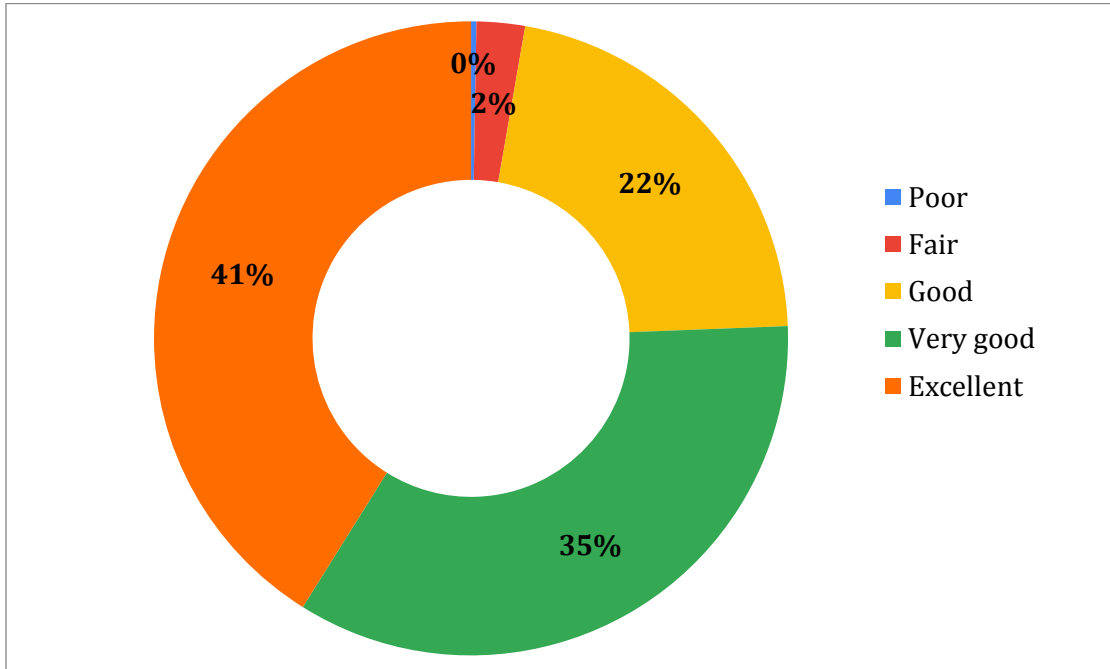


- The 89% students satisfactorily thought that the teachers are always effective to make good and healthy communication with students.
- About 11% students are not satisfied and said the communication of teachers with students was generally not much effective.



4) The teacher's approach to teaching can best be described as (शिक्षकांचा शिकविण्याचा दृष्टीकोन कसा आहे?)

Scale	Particulars	Responses
4	Excellent	150
3	Very good	126
2	Good	79
1	Fair	9
0	Poor	1
Total		365

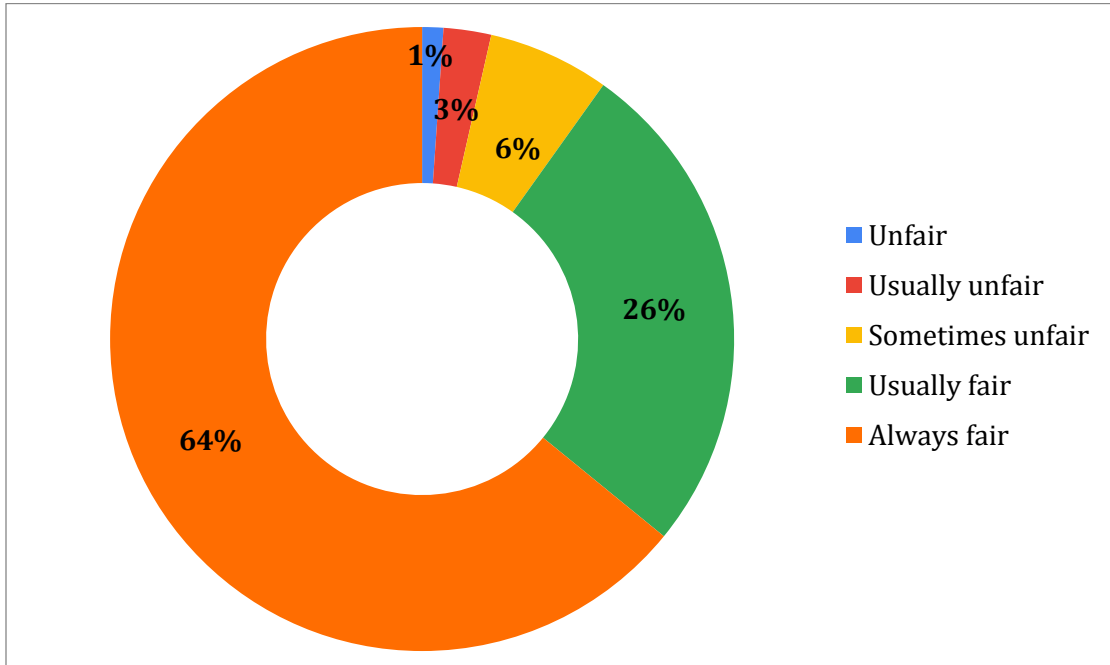


- About 98% of the students are satisfied with the teaching quality of the faculty.
- Less than 2% students thought that the quality of teaching is fair or poor.



5) Fairness of the internal evaluation process by the teachers. (अंतर्गत मूल्यमापना-बाबत आपले शिक्षक कसे आहेत?)

Scale	Particulars	Responses
4	Always fair	234
3	Usually fair	95
2	Sometimes unfair	23
1	Usually unfair	9
0	Unfair	4
Total		365

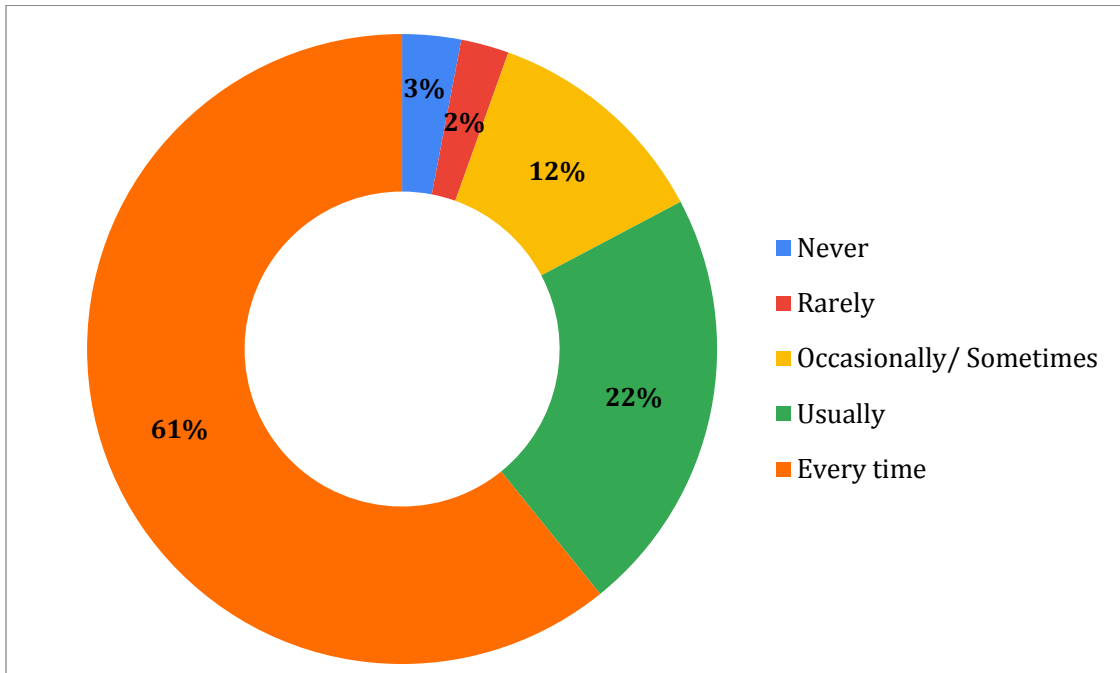


- About 90% of students were agreed that the internal evaluation process is fair
- Around 10% of students thought the internal evaluation process was sometimes or usually unfair.



6) Was your performance in assignments discussed with you? (असाइनमेंट मधील तुमच्या कामगिरीबद्दल तुमच्याशी चर्चा झाली का?)

Scale	Particulars	Responses
4	Every time	222
3	Usually	80
2	Occasionally/Sometimes	43
1	Rarely	9
0	Never	11
Total		365

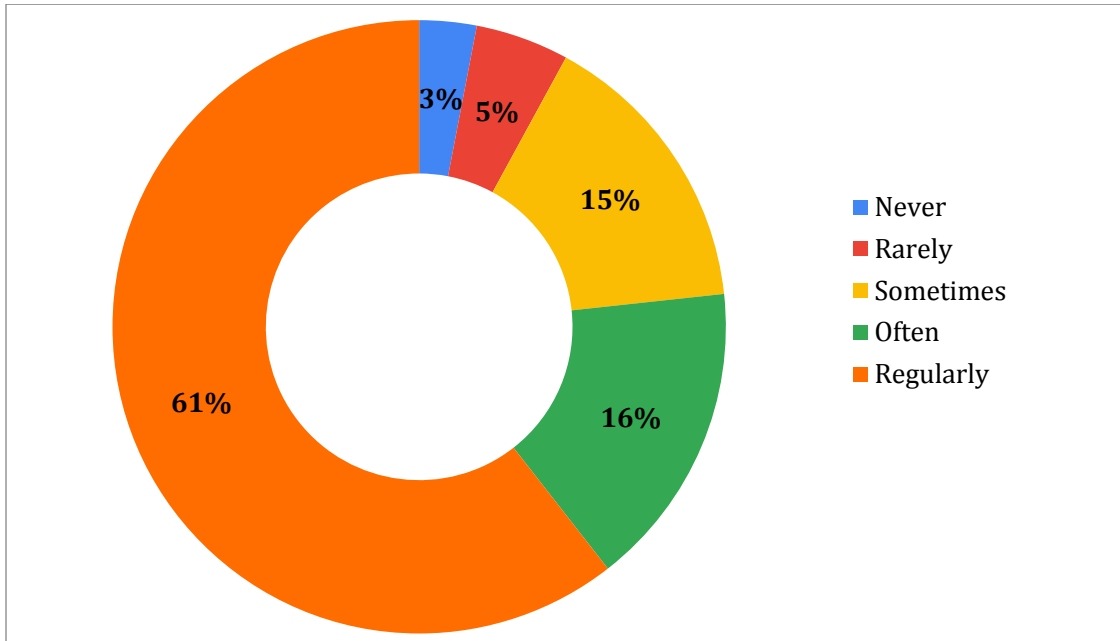


- About 61% and 22% of the students expressed their satisfaction upon the discussion of teachers on the assignments.
- The 5% students thought that the teachers were rarely or never discuss about the assignments.



7) The institute takes active interest in promoting internship, student exchange, and field visit opportunities for students. (कॉलेज विद्यार्थ्यांसाठी इंटरनशिप, विद्यार्थीविनिमय, फील्ड व्हिजिटच्या संधींना चालना देण्यासाठी सक्रिय सहभाग घेते)

Scale	Particulars	Responses
4	Regularly	221
3	Often	59
2	Sometimes	56
1	Rarely	18
0	Never	11
Total		365

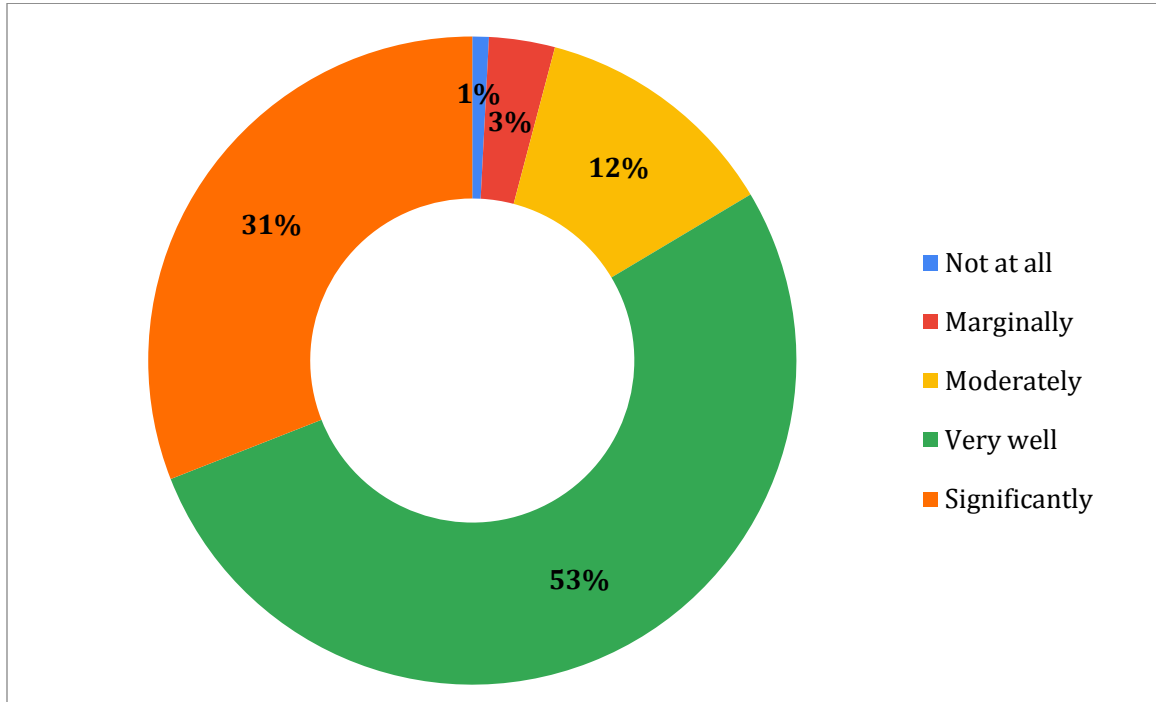


- The 77% of students were well satisfied with the institutional involvement in the placement and student promotional activities such as internship, student exchange, field visit.
- 15% and 8% students recorded their views as institute sometime and rarely involve in student related activities.



8) The teaching and mentoring process in your institution facilitates you in cognitive, social and emotional growth. (आपल्या संस्थेत शिकवण्याची आणि मार्गदर्शन देण्याची प्रक्रिया आपल्याला संज्ञानात्मक, सामाजिक आणि भावनात्मक वाढीस मदत करते)

Scale	Particulars	Responses
4	Significantly	113
3	Very well	192
2	Moderately	45
1	Marginally	12
0	Not at all	3
Total		365

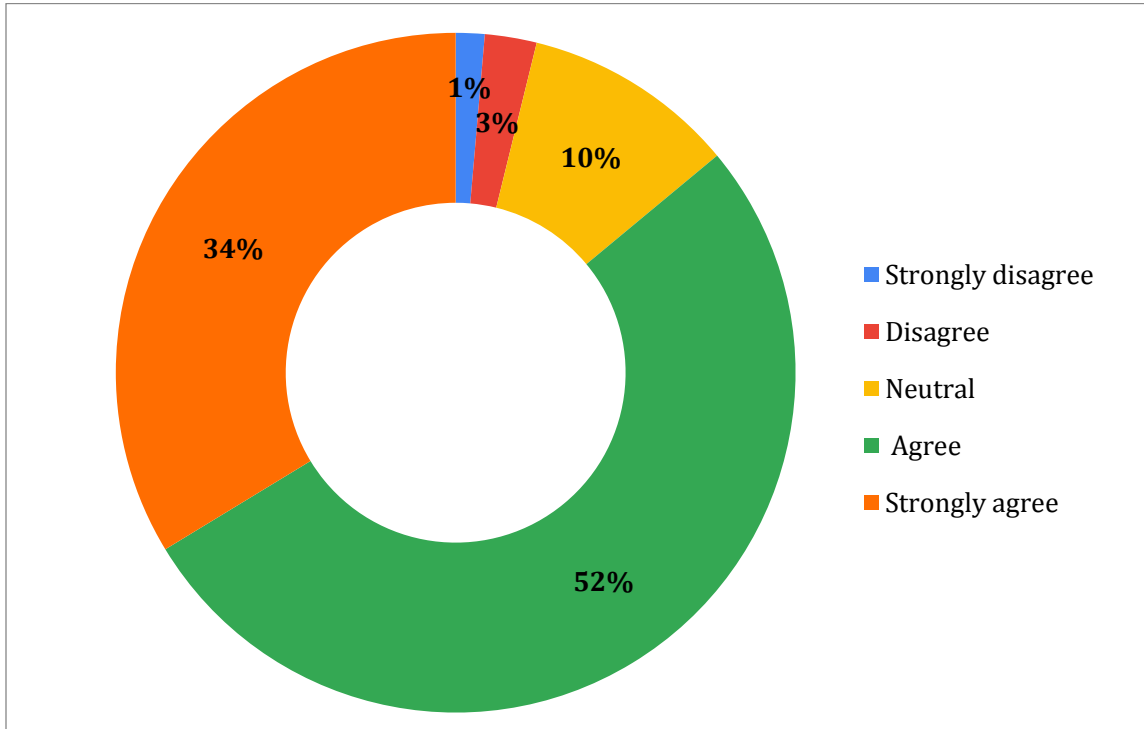


- The 96% students are satisfied with the teaching and mentoring process in the institution which will improve the cognitive, social and emotional growth of students.
- The 1-4% students thought that the teaching and mentoring process is below average.



9) The institution provides multiple opportunities to learn and grow. (संस्था शिकण्याची आणि वाढण्याची अनेक संधी उपलब्ध करून देते)

Scale	Particulars	Responses
4	Strongly agree	123
3	Agree	191
2	Neutral	37
1	Disagree	9
0	Strongly disagree	5
Total		365

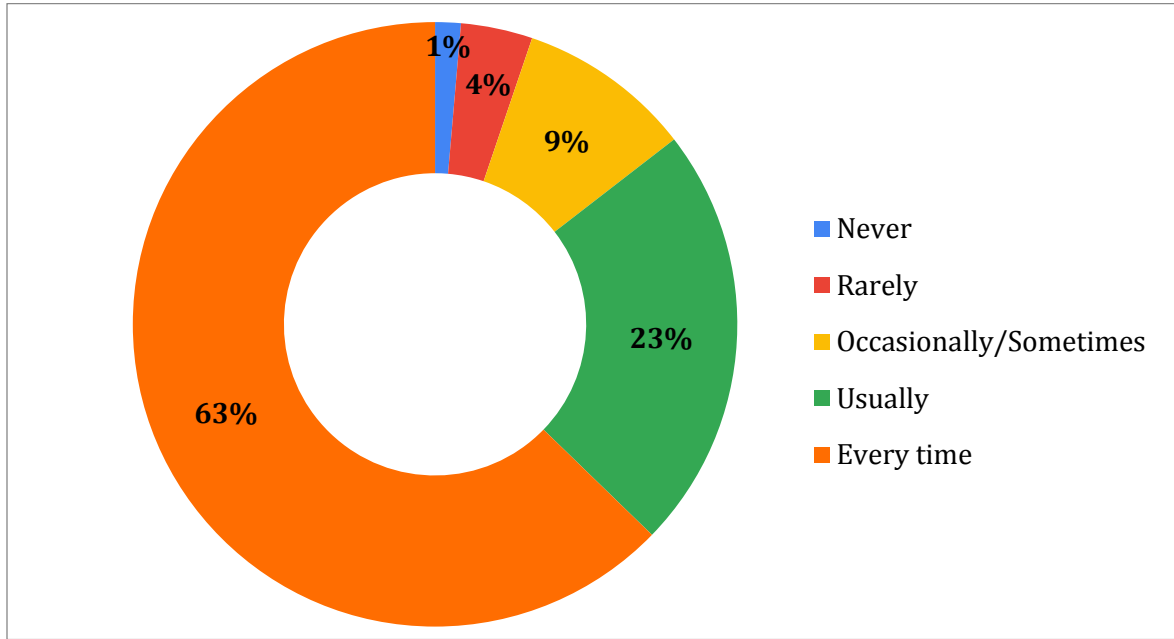


- The 95% students are satisfied with the multiple opportunities provided process in the institution.
- Whereas, 3% students were advised to increase efforts in creation of multiple opportunities for students.



10) Teachers inform you about your expected competencies, course outcomes and programme outcomes. (शिक्षक आपल्याला अपेक्षित असलेली क्षमता, अभ्यासक्रम निकाल आणि प्रोग्राम आउटपुट्याबद्दल माहिती देतात)

Scale	Particulars	Responses
4	Every time	229
3	Usually	83
2	Occasionally/Sometimes	34
1	Rarely	14
0	Never	5
Total		365

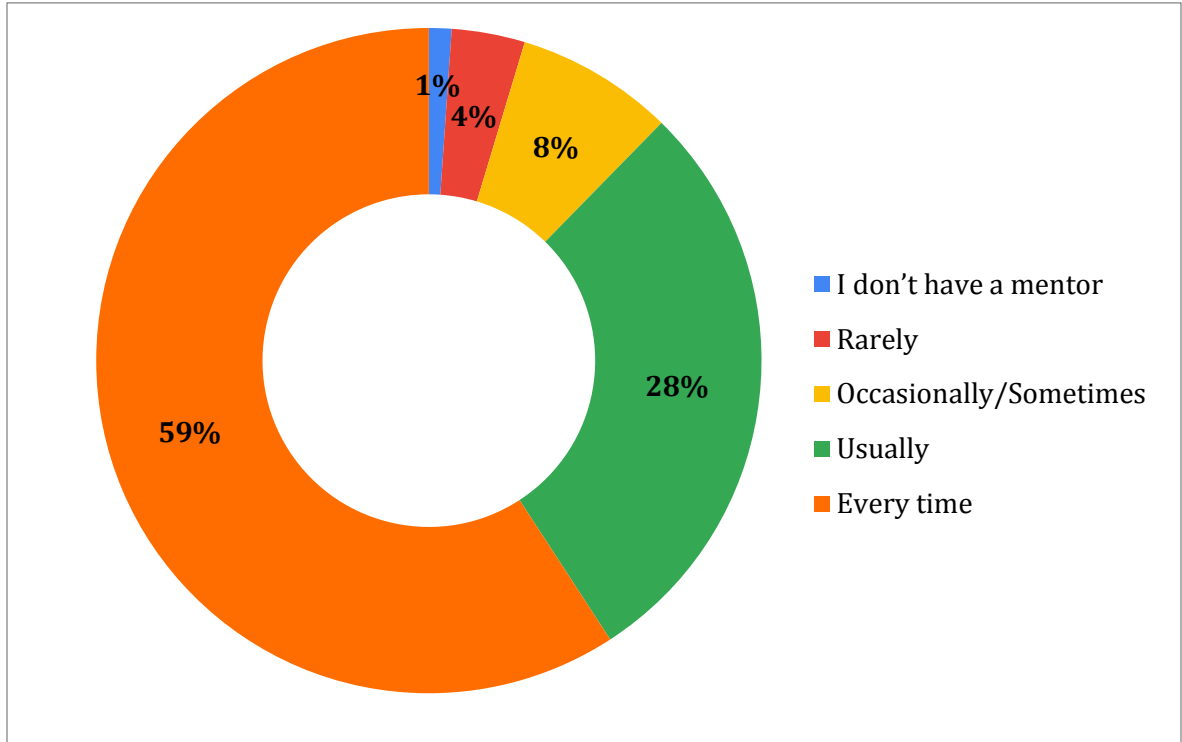


- The 95% students are satisfied with the teacher's efforts in making students informed about the expected competencies, course outcomes and Programme outcomes.
- The less than 5% students are thought that teachers take more efforts about the understanding of expected competencies, course outcomes and Programme outcomes



11) Your mentor does a necessary follow-up with an assigned task to you. (आपले गुरु आपल्याला नेमलेल्या कार्यासह आवश्यक पाठपुरावा करतात)

Scale	Particulars	Responses
4	Every time	216
3	Usually	104
2	Occasionally/Sometimes	28
1	Rarely	13
0	I don't have a mentor	4
Total		365

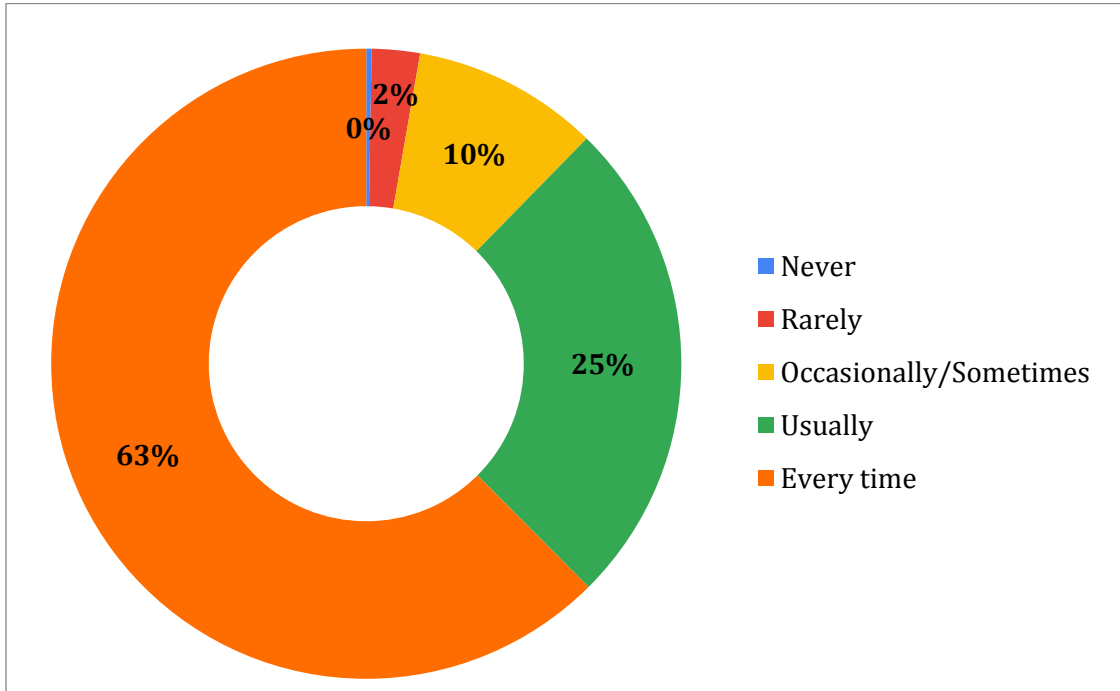


- About 87% students thought that the mentors take the proper follow up of their mentee in regard with the student assignments.
- 8% students said usually, and less than 5% students were unsatisfied with the follow up of their mentors.



12) The teachers illustrate the concepts through examples and applications. (शिक्षक उदाहरणे आणि अनुप्रयोगांद्वारे संकल्पना स्पष्ट करतात)

Scale	Particulars	Responses
4	Every time	228
3	Usually	92
2	Occasionally/Sometimes	35
1	Rarely	9
0	Never	1
Total		365

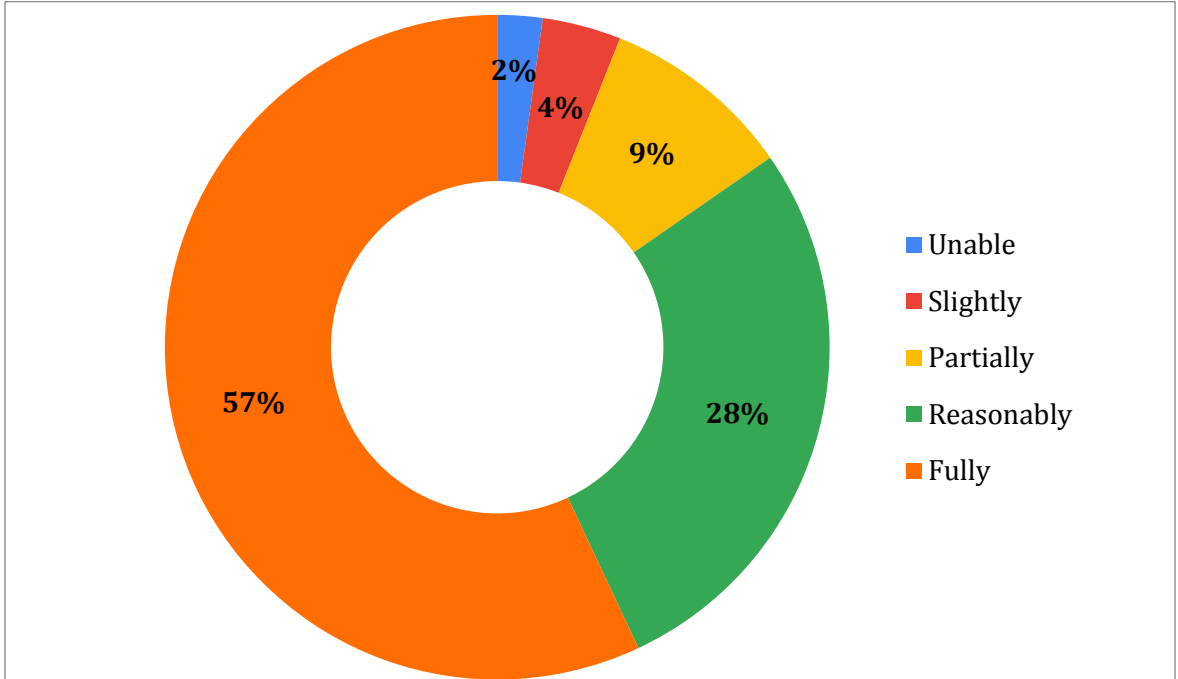


- The 63% and 25% students satisfactorily thought that the teachers illustrate the concepts through examples and applications and which will improve the students understanding about the subject.
- The less than 2% students were not unsatisfied with the use of examples and applications by teachers during teaching.



13) The teachers identify your strengths and encourage you with providing right level of challenges. (शिक्षक आपली सामर्थ्य ओळखतात आणि योग्य पातळीवरील आव्हाने प्रदान करण्यास प्रोत्साहित करतात)

Scale	Particulars	Responses
4	Fully	208
3	Reasonably	101
2	Partially	34
1	Slightly	13
0	Unable to say	8
Total		365

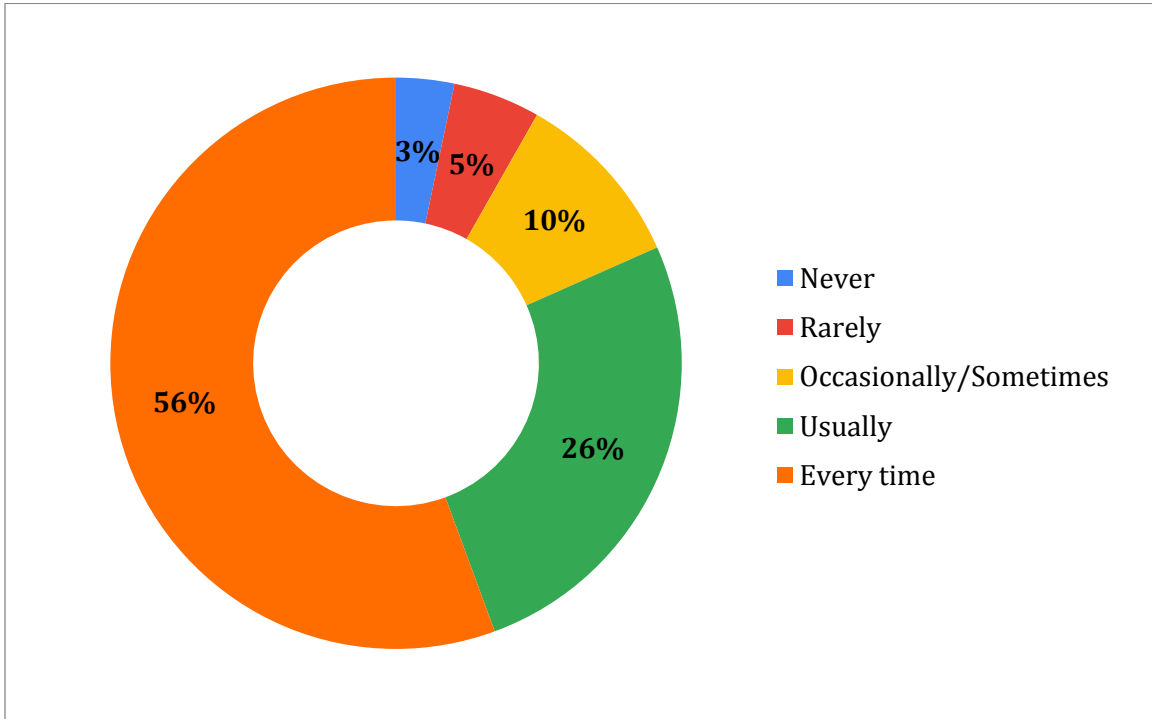


- About 94% students are satisfied with the performance of the teachers in regards with the understanding of strengths among the students and further encourage them to tackle with various challenges.



14) Teachers are able to identify your weaknesses and help you to overcome them. (शिक्षक आपल्यातील कमकुवतपणा ओळखण्यात आणि त्या दूर करण्यात आपली मदत करण्यास सक्षम आहेत)

Scale	Particulars	Responses
4	Every time	203
3	Usually	95
2	Occasionally/Sometimes	37
1	Rarely	18
0	Never	12
Total		365

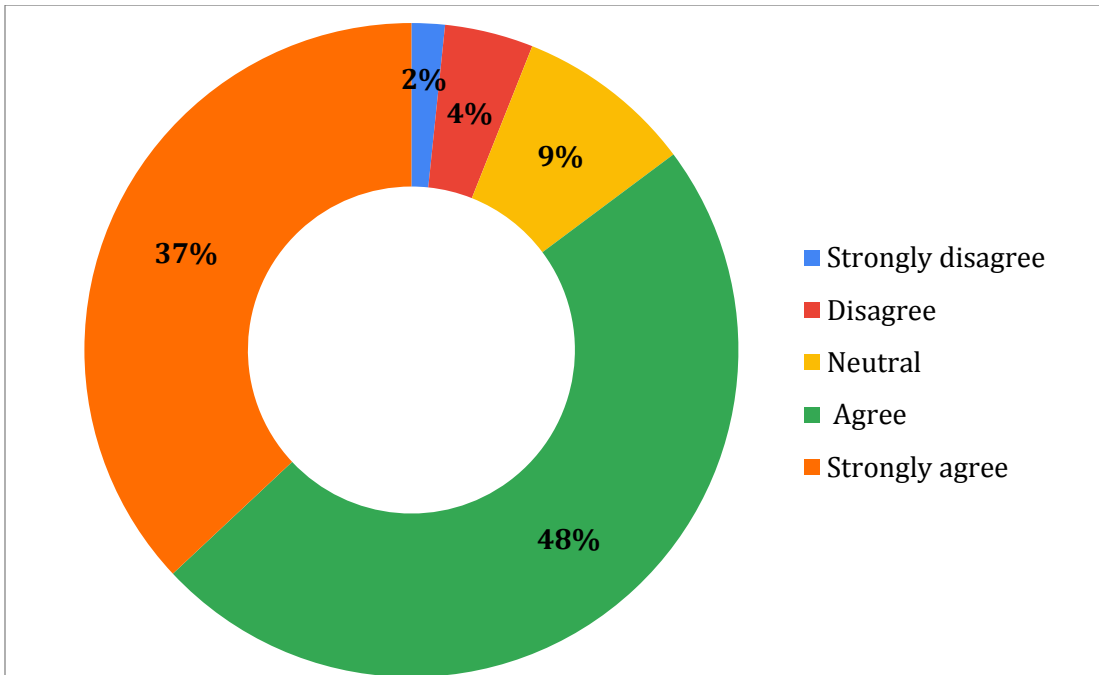


- About 92% students are satisfied with the performance of the teachers in regards with the understanding of weakness among the students and also help them to overcome their weaknesses.



15) The institution makes effort to engage students in the monitoring, review and continuous quality improvement of the teaching learning process. (संस्था शिकवण्याच्या प्रक्रियेतील देखरेख, आढावा आणि सतत गुणवत्ता सुधारण्यात विद्यार्थ्यांना गुंतविण्याचा प्रयत्न करते)

Scale	Particulars	Responses
4	Strongly agree	135
3	Agree	176
2	Neutral	32
1	Disagree	16
0	Strongly disagree	6
Total		365

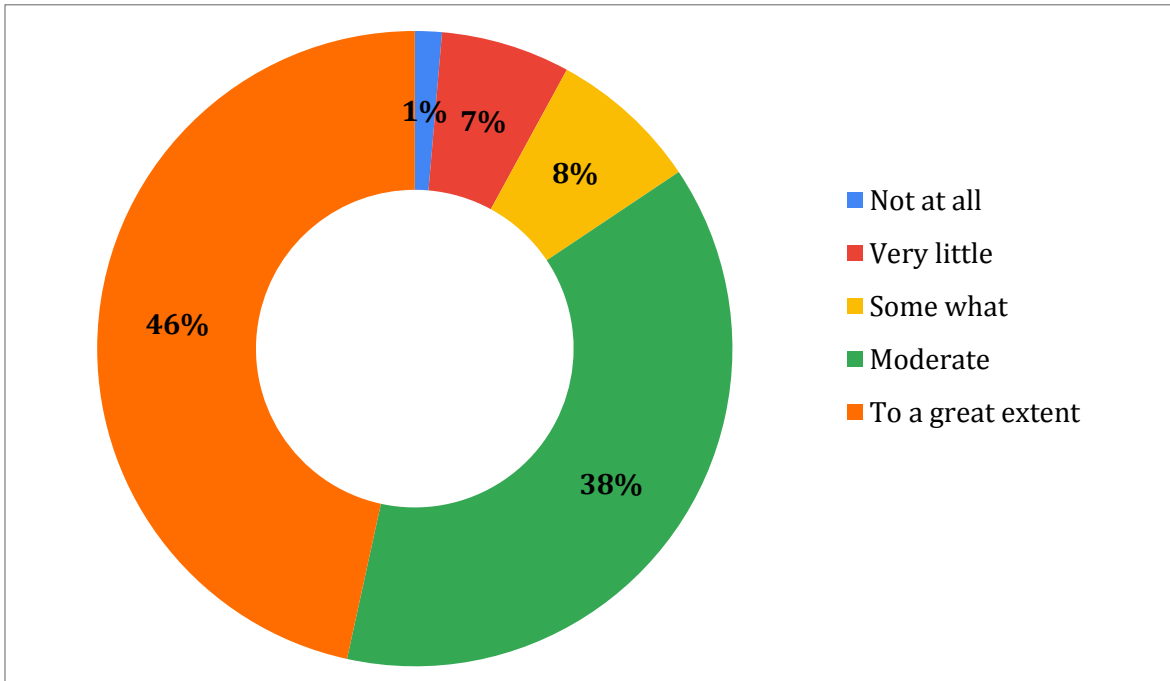


➤ The 94% of students were well satisfied with the institutional efforts in engaging students in the monitoring, review and continuous quality improvement of the teaching learning process.



16) The institute/ teachers use student centric methods, such as experiential learning, participative learning and problem solving methodologies for enhancing learning experiences. (शिक्षण / अनुभव वाढविण्याकरिता संस्था / शिक्षक विद्यार्थीकेंद्रित पद्धतीचा उपयोग करतात जसे की अनुभवात्मक शिक्षण, सहभागी शिक्षण आणि समस्या सोडवण्याच्या पद्धती)

Scale	Particulars	Responses
4	To a great extent	170
3	Moderate	138
2	Some what	28
1	Very little	24
0	Not at all	5
Total		365

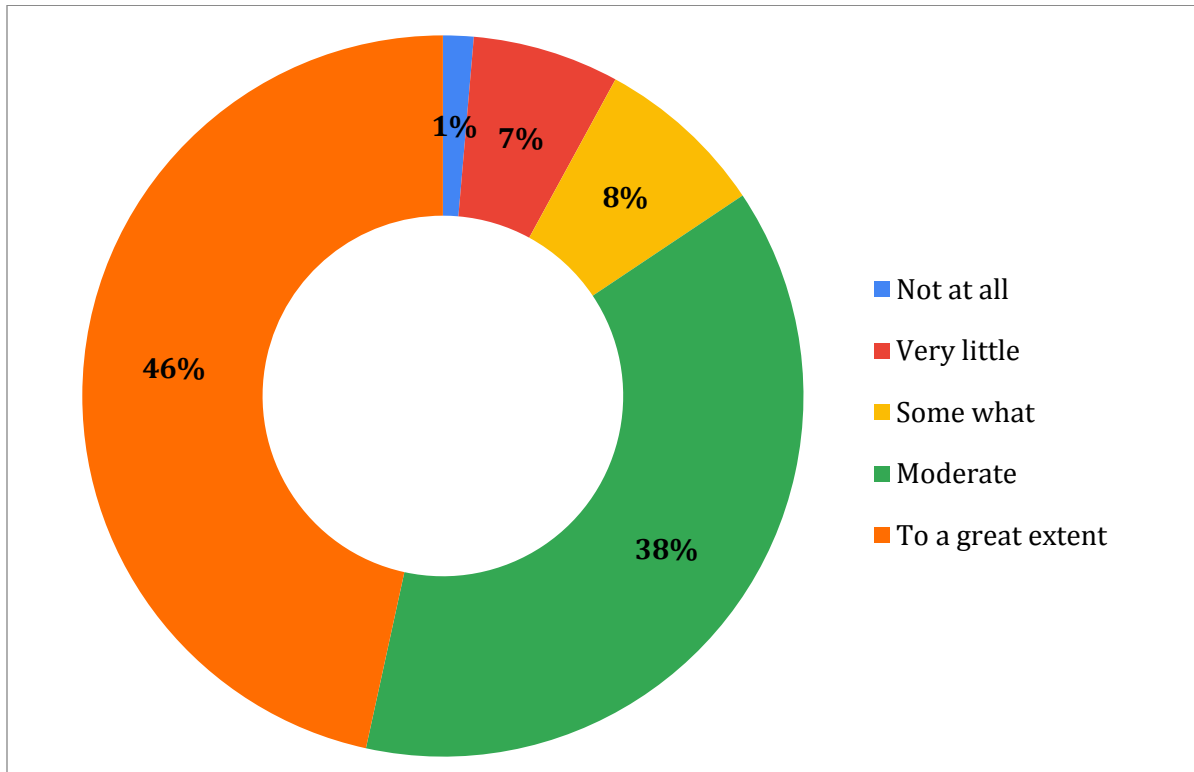


- The 92% of students are satisfied with involvement of institute/ teachers in adoption of various student centric methods, such as experiential learning, participative learning and problem solving methodologies for enhancing learning experiences.



17) Teachers encourage you to participate in extracurricular activities. (शिक्षक आपणास अतिरिक्त क्रिया-कलापांमध्ये भाग घेण्यासाठी प्रोत्साहित करतात)

Scale	Particulars	Responses
4	Strongly agree	148
3	Agree	170
2	Neutral	31
1	Disagree	11
0	Strongly disagree	5
Total		365

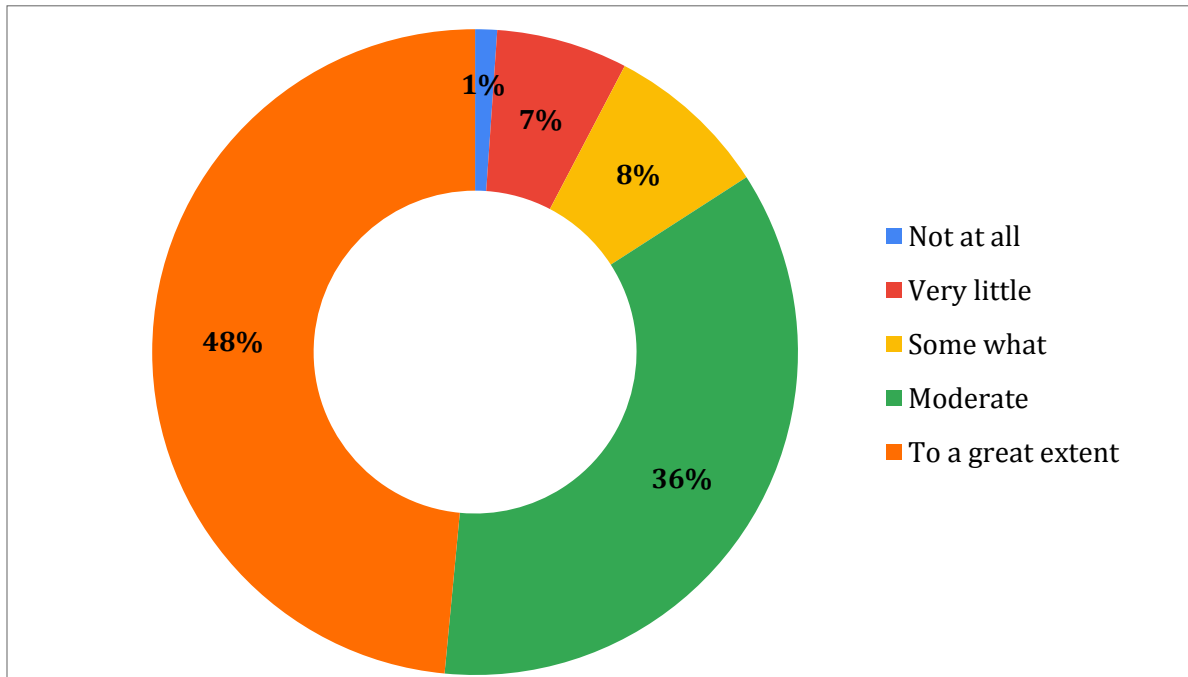


- The 92% of students thought that the teachers encourage the students to participate in extracurricular activities organized by the college and parent university.



18) Efforts are made by the institute/ teachers to inculcate soft skills, life skills and employ ability skills to make you ready for the world of work.
(संस्था / शिक्षकांनी आपणास कामाच्या जगासाठी सज्ज होण्यासाठी सॉफ्टकौशल्ये, जीवनकौशल्ये आणि नोकरीची कौशल्ये वापरण्यासाठी प्रयत्न केले जातात)

Scale	Particulars	Responses
4	To a great extent	177
3	Moderate	130
2	Some what	30
1	Very little	24
0	Not at all	4
Total		365

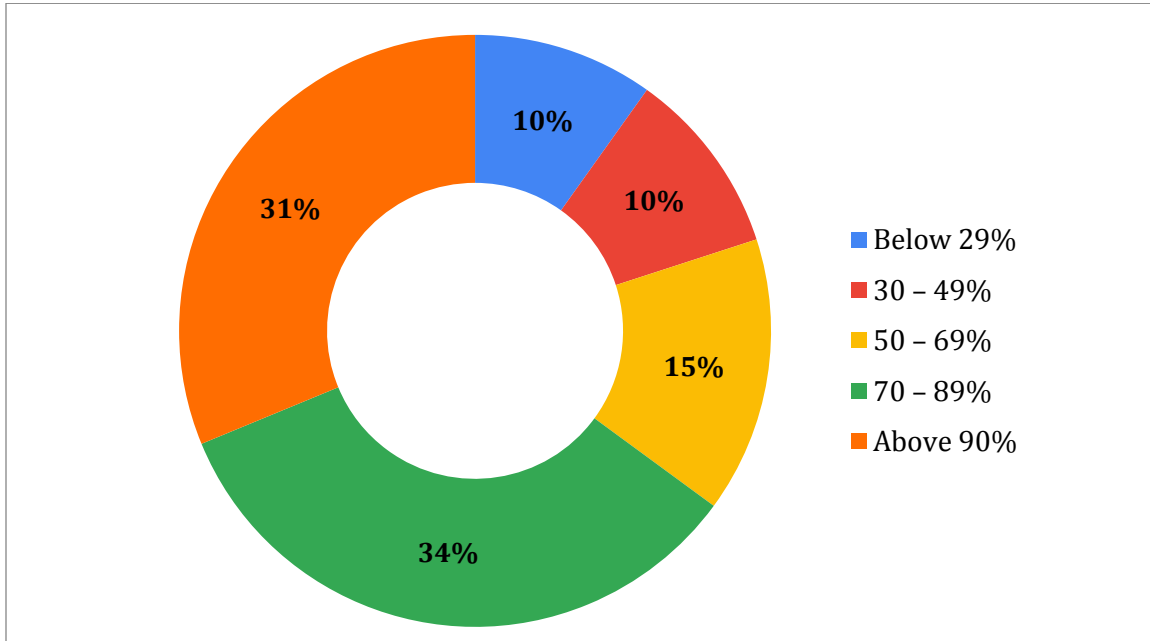


➤ About 92% of students were well satisfied with the institutional and teachers efforts to inculcate soft skills, life skills and employ ability skills to make students ready for the world of work.



19) What percentage of teachers use ICT tools such as LCD projector, Multimedia, etc. while teaching. (किती टक्के शिक्षक LCD प्रोजेक्टर, ICT साधने, इंटरनेट, मल्टिमिडीया, विडिओ यांचा शिकविण्यासाठी वापर करतात)

Scale	Particulars	Responses
4	Above 90%	114
3	70 - 89%	123
2	50 - 69%	55
1	30 - 49%	37
0	Below 29%	36
Total		365

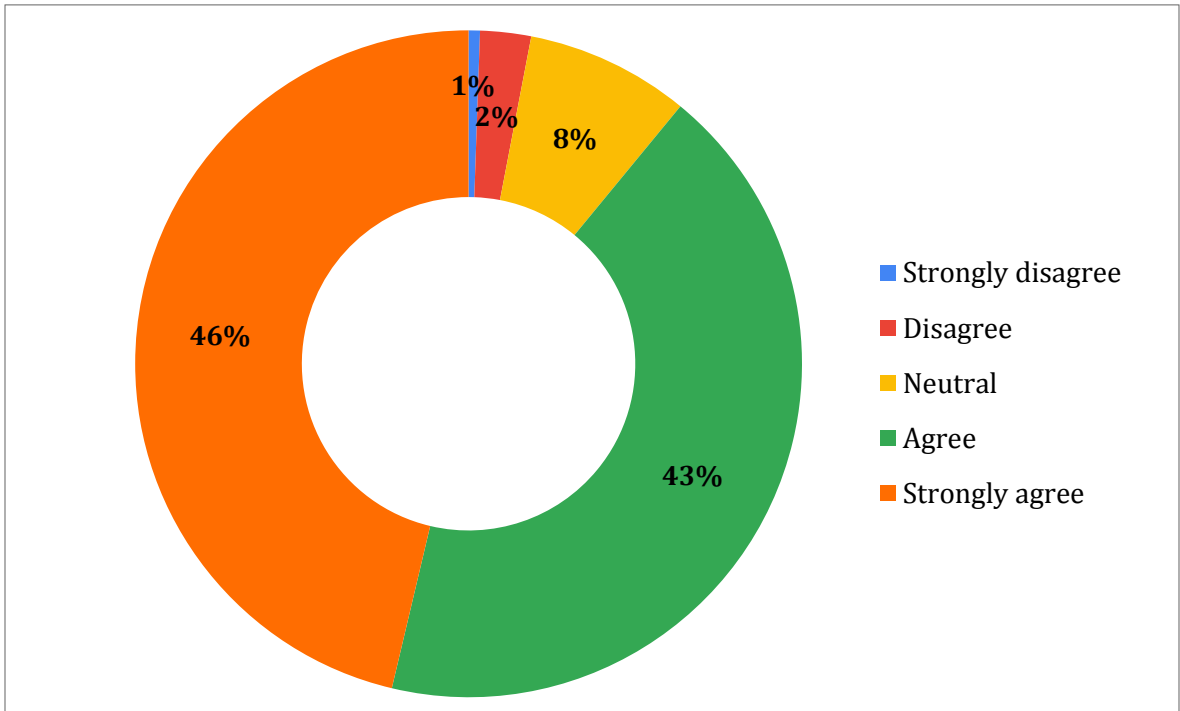


- The 80% students stated that, more than 50% teachers use ICT tools in their teaching.
- However, the 10% students suggest that teachers have to use ICT tools such as LCD projector, Multimedia, etc. frequently.



20) The overall quality of teaching-learning process in your institute is very good. (आपल्या कॉलेजमधील अध्यापन-शिक्षण प्रक्रियेची एकूण गुणवत्ता खूप चांगली आहे)

Scale	Particulars	Responses
4	Strongly agree	169
3	Agree	156
2	Neutral	29
1	Disagree	9
0	Strongly disagree	2
Total		365



- About 97% of students were agreeand fully satisfied with the innovative technique/methods adopted for effective teaching-learning process in the institute.



Anekant Education Society's

JAYSINGPUR COLLEGE JAYSINGPUR

Affiliated to Shivaji University, Kolhapur || Reaccredited by NAAC with 'A' Grade CGPA-3.24
DST-FIST [Level I] Sponsored College || Jain Minority College

21. Suggestions to improve the overall Teaching-Learning experience of institution:

1. Engage students in extra activities
2. Ceiling fan must be available in each classroom
3. Faculty with Ph.D. must be appointed for PG courses
4. To increase number of ICT enabled classrooms
5. Make admission process online and user-friendly
6. Garbage bin facility in college campus
7. Research based projects must be provided
8. Make college road and college campus clean
9. Compulsory dress code for students
10. Improvement in library is necessary
11. Give more campus placement to students
12. Don't take online lectures
13. Use LCD project, Multimedia tools for teaching
14. Arrange competitions more frequently
15. Organisation of more informative seminars, lecture by an expert
16. More facilities in the library
17. Provide Wi-Fi facility in college campus
18. Biometry (Thumb) attendance for students


COORDINATOR
Internal Quality Assurance Cell (IQAC)
Jaysingpur College, Jaysingpur (MS)




PRINCIPAL
Jaysingpur College, Jaysingpur