



# STUDENT SATISFACTION SURVEY (SSS)

**2022-23**

*Anekant Education Society's*  
**JAYSINGPUR COLLEGE JAYSINGPUR**  
**Internal Quality Assurance Cell (IQAC)**



## STUDENT SATISFACTION SURVEY REPORT (SSS) 2022-23

As per UGC guidelines, a student satisfaction survey (SSS) was conducted during academic year 2022-23 by the Internal Quality Assurance Cell (IQAC), Jaysingpur College Jaysingpur. About 316 students from all disciplines of Arts, Science, Commerce, Computer science, and Vocational courses were voluntarily participated in the online student satisfaction survey, and the personal data of students/participants were made confidential.

### **The following methodology is followed for the student satisfaction survey-**

- The Student Satisfaction Survey (SSS) for the academic year 2022-23 was taken as per UGC guidelines.
- The questionnaire for Student Satisfaction Survey was set based on the Curriculum design & Teaching, Infrastructure Facilities available in institute.
- A reliable questionnaire was developed and put in the questionnaire form (Prepared in Google forms) to know the student satisfactory level.
- The form was made available on the college website (<https://www.jaysingpurcollege.edu.in/feedback/iqac-feedback/student-satisfaction-survey/>)
- The responses from the students were collected via on-line mode.
- All the responses were collected in excel sheet and graphical representations of the data
- A detailed report was prepared and key recommendations were suggested.

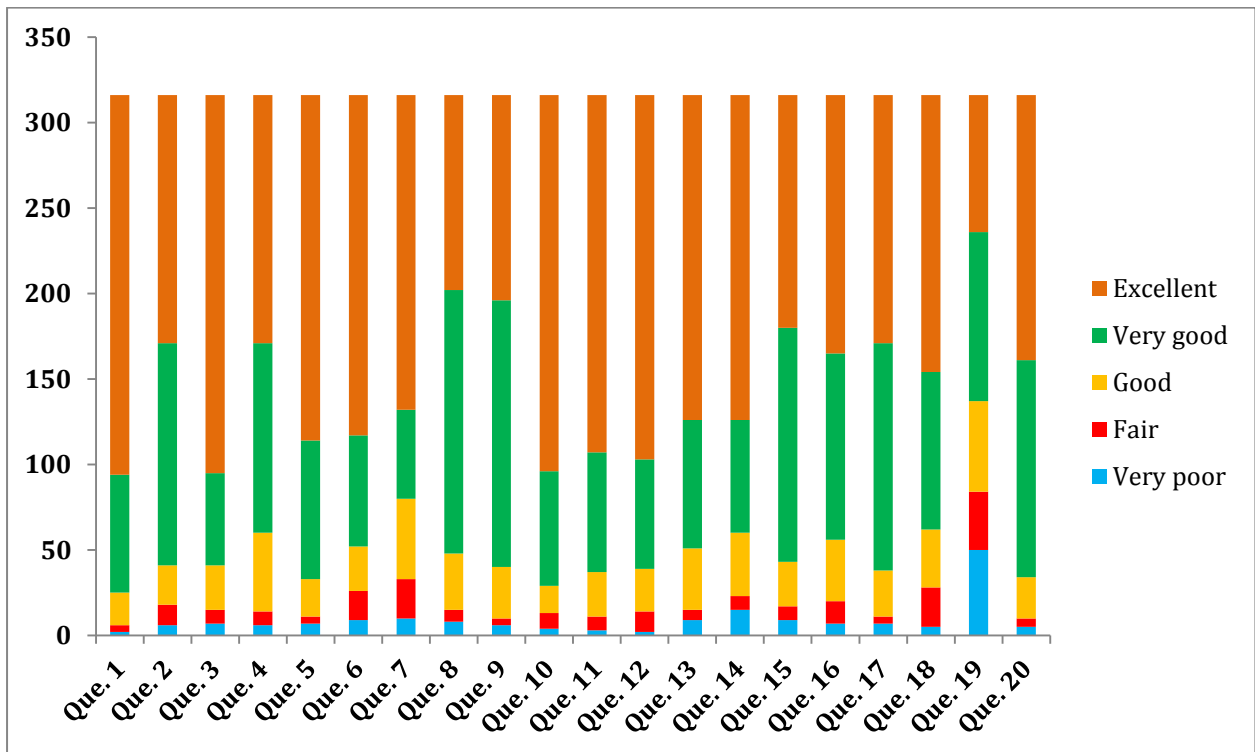
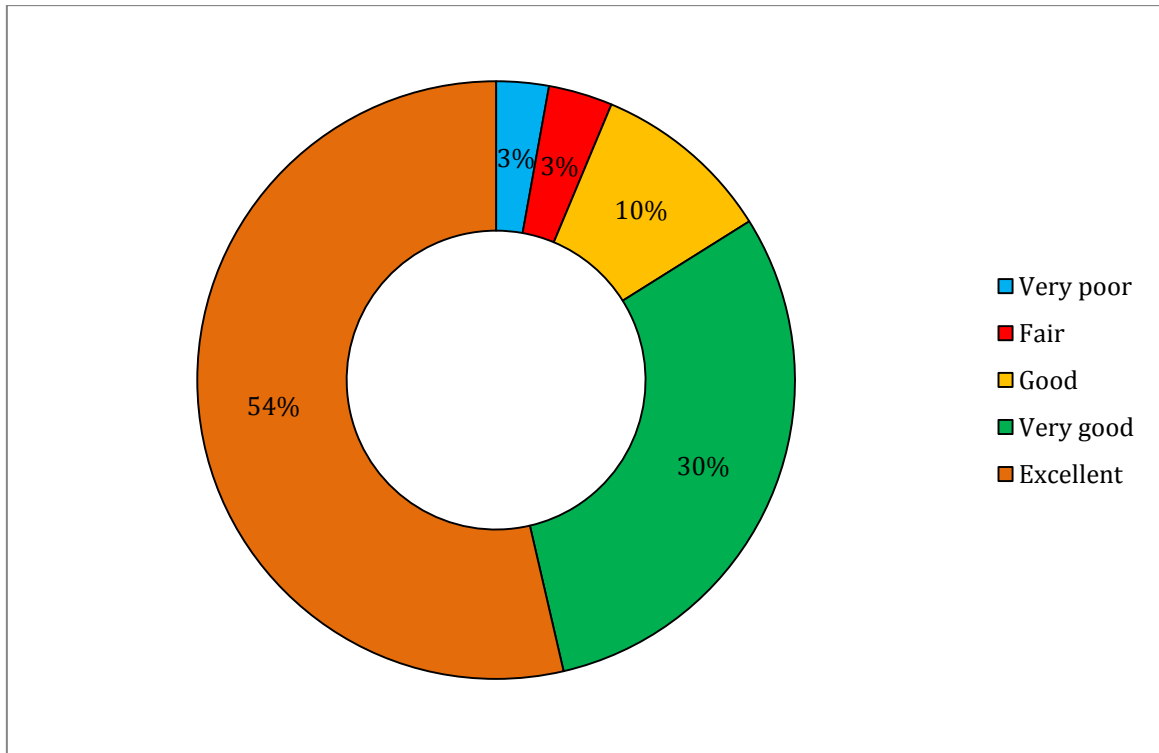
The overall Student Satisfaction Survey (SSS) showed that 54% percent of respondents reported being excellent, 30% were given very good and 10% of students were given a good rating to Jaysingpur College, Jaysingpur. About 3% have been given a fair remark and around 3% of students gave a poor remark. From the survey, more than 94% of the student participants responded (excellent, very good and good) that they were satisfied with academics and facilities provided by the institute.



# Anekant Education Society's JAYSINGPUR COLLEGE JAYSINGPUR

Affiliated to Shivaji University, Kolhapur || Reaccredited by NAAC with 'A' Grade CGPA-3.24  
DST-FIST [Level I] Sponsored College || Jain Minority College

## Overall Student Satisfaction

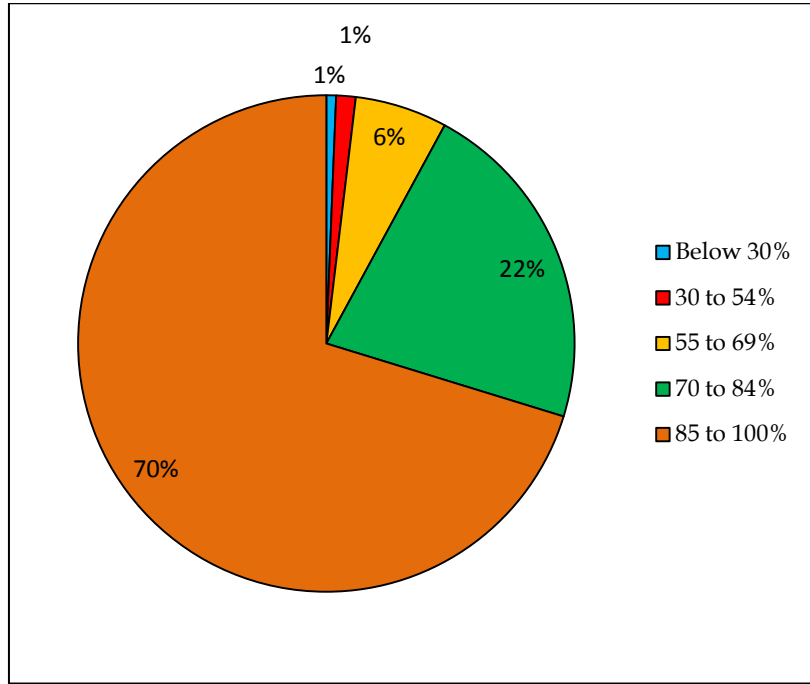


A total of 21 questions were asked to the students, and found about 94% of students were satisfied with quality education in the institution. The question wise details of Students satisfaction is discussed below:



1) How much of the syllabus was covered in the class? (वर्गात किती अभ्यासक्रम पूर्ण केला आहे?)

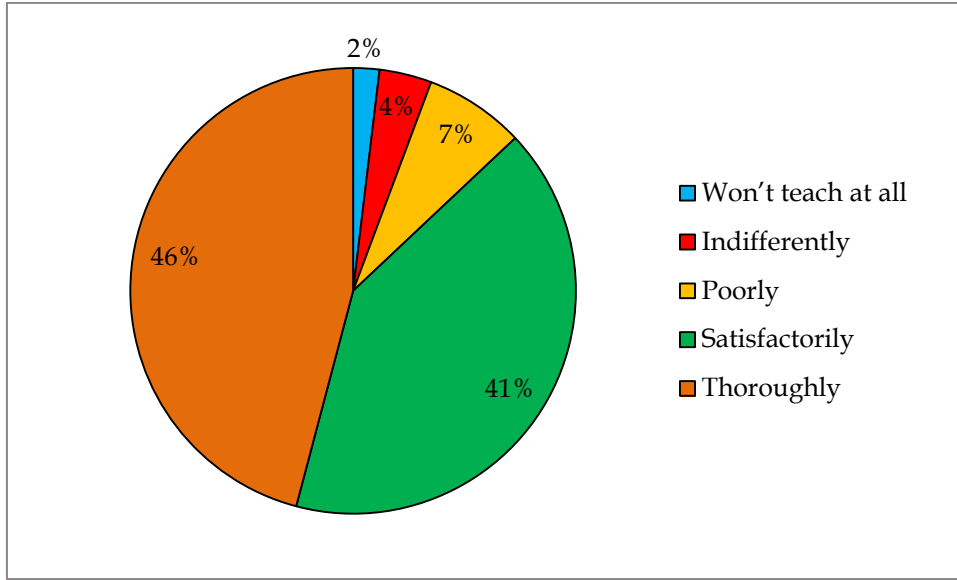
Scale	Particulars	Responses
4	85 to 100%	222
3	70 to 84%	69
2	55 to 69%	19
1	30 to 54%	04
0	Below 30%	02
Total		316



- The more than 70% syllabus was completed by the faculty in time and overall around 92% students are found to be satisfied with respect to the completion of portion in time.

## 2) How well did the teachers prepare for the classes? (वर्गात शिकविण्यासाठी शिक्षकांची तयारी कशी असते?)

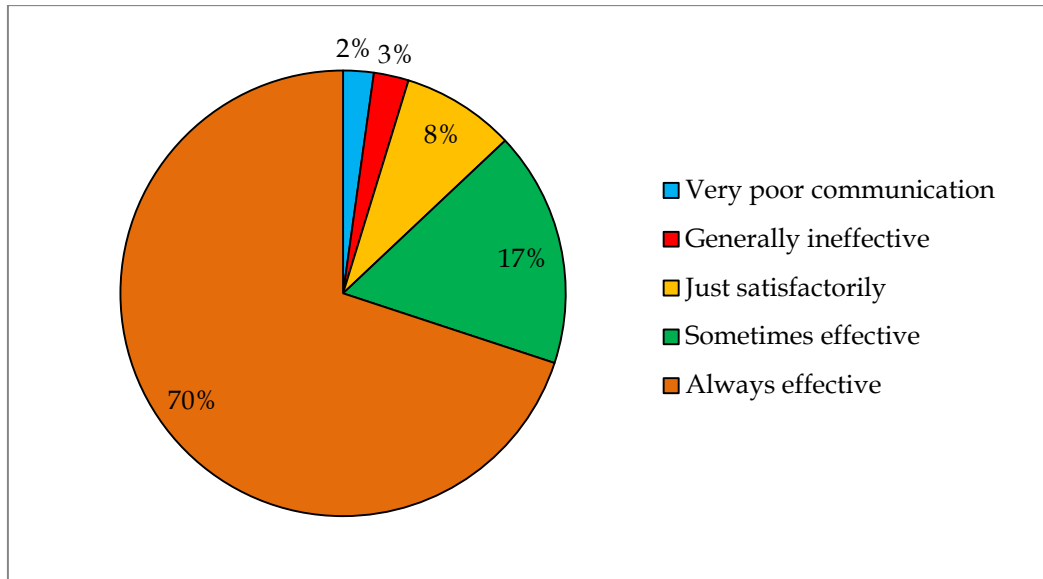
Scale	Particulars	Responses
4	Thoroughly	145
3	Satisfactorily	130
2	Poorly	23
1	Indifferently	12
0	Won't teach at all	06
Total		316



- About 87% students thought that, the teachers were well prepared for his topic before the class.
- Whereas 13% students are not satisfied with the preparation of the teachers.

3) How well were the teachers able to communicate? (शिक्षक संवाद सदतात का?)

Scale	Particulars	Responses
4	Always effective	221
3	Sometimes effective	54
2	Just satisfactorily	26
1	Generally ineffective	08
0	Very poor communication	07
Total		<b>316</b>

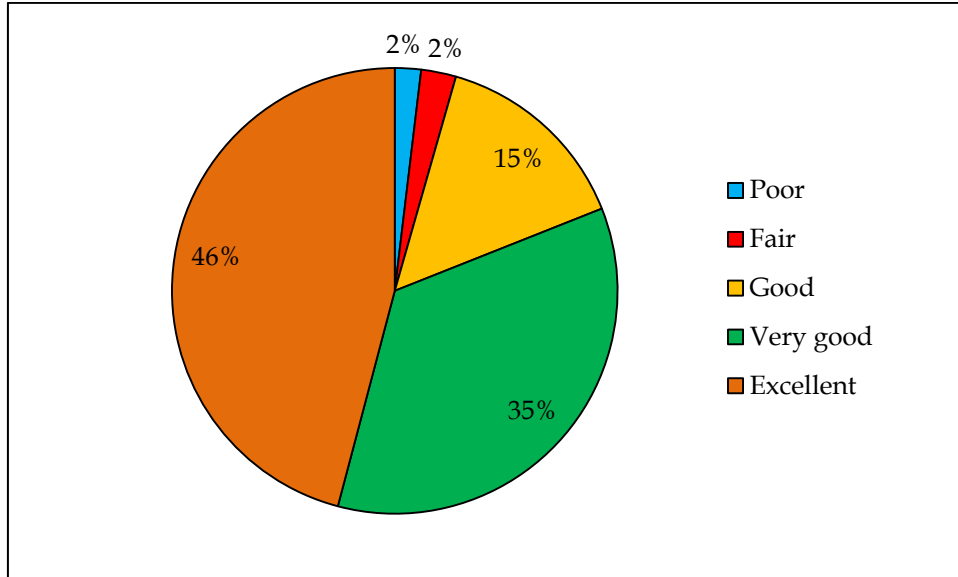


- The 95% students satisfactorily thought that, the teachers are always effective to make good and healthy communication with students.
- About 5% students are not satisfied and said the communication of teachers with students was generally not much effective.



4) The teacher's approach to teaching can best be described as (शिक्षकांचा शिकविण्याचा दृष्टीकोन कसा आहे?)

Scale	Particulars	Responses
4	Excellent	145
3	Very good	111
2	Good	46
1	Fair	08
0	Poor	06
Total		<b>316</b>

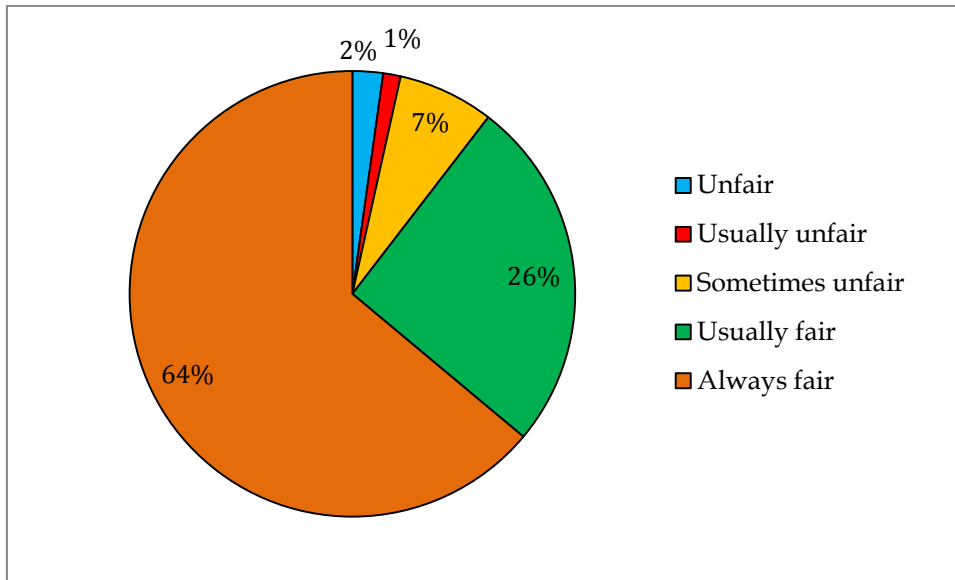


- About 96% of the students are satisfied with the teaching quality of the faculty.
- Less than 4% students thought that the quality of teaching is fair or poor.



5) Fairness of the internal evaluation process by the teachers. (अंतर्गत मूल्यमापना-बाबत आपले शिक्षक कसे आहेत?)

Scale	Particulars	Responses
4	Always fair	202
3	Usually fair	81
2	Sometimes unfair	22
1	Usually unfair	04
0	Unfair	07
Total		316

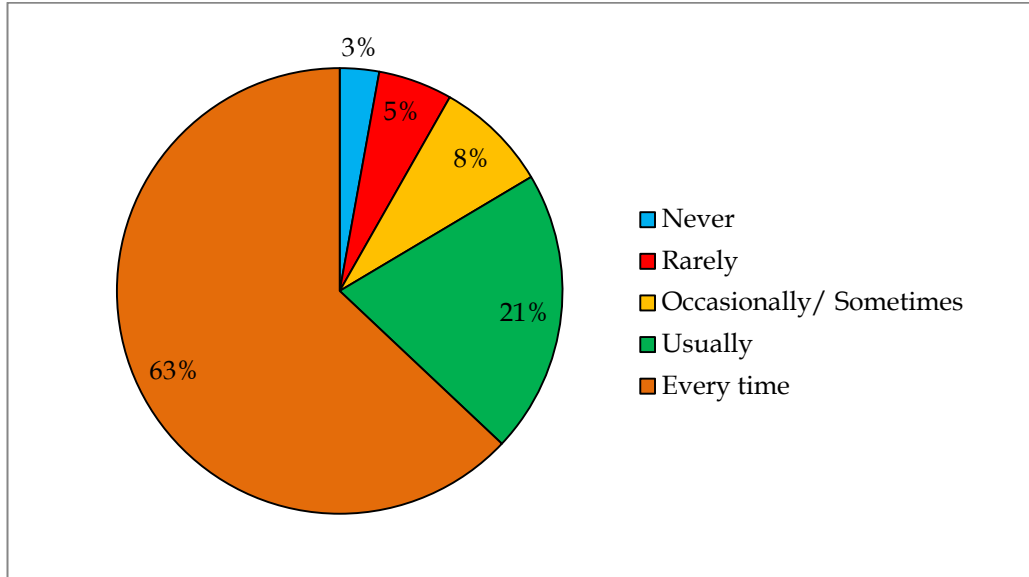


- About 90% of students were agreed that the internal evaluation process is fair
- Around 9% of students thought the internal evaluation process was sometimes or usually unfair.
- Less than 2% of students told that, the internal evaluation process was unfair.



6) Was your performance in assignments discussed with you? (असाइनमेंट मधील तुमच्या कामगिरीबद्दल तुमच्याशी चर्चा झाली का?)

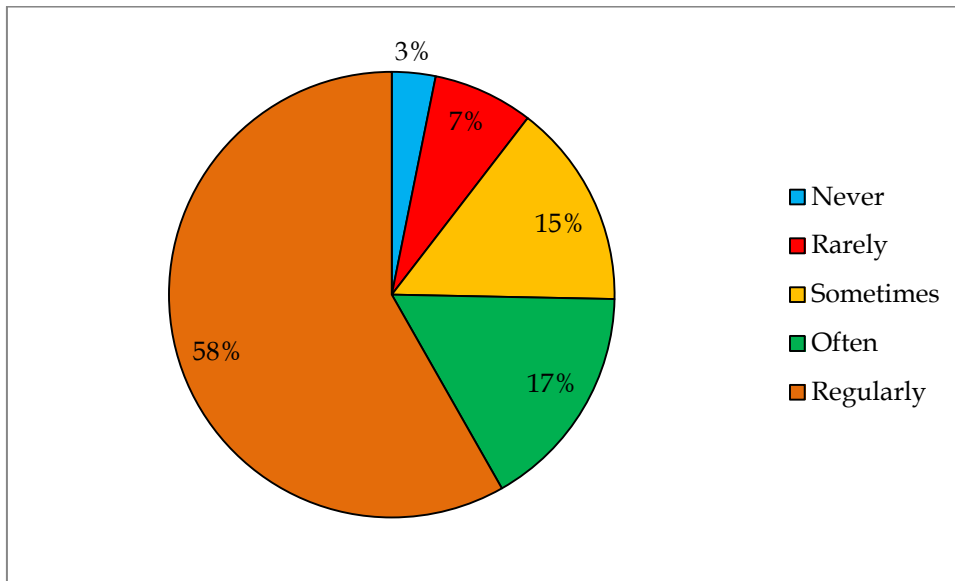
Scale	Particulars	Responses
4	Every time	199
3	Usually	65
2	Occasionally/Sometimes	26
1	Rarely	17
0	Never	09
Total		316



- About 84% of the students expressed their satisfaction upon the discussion of teachers on the assignments.
- The 8% students thought that the teachers were rarely or never discuss about the assignments.

7) The institute takes active interest in promoting internship, student exchange, and field visit opportunities for students. (कॉलेज विद्यार्थ्यांसाठी इंटरनशिप, विद्यार्थी विनिमय, फील्ड व्हिजिटच्या संधींना चालना देण्यासाठी सक्रिय सहभाग घेते)

Scale	Particulars	Responses
4	Regularly	184
3	Often	52
2	Sometimes	47
1	Rarely	23
0	Never	10
Total		<b>316</b>

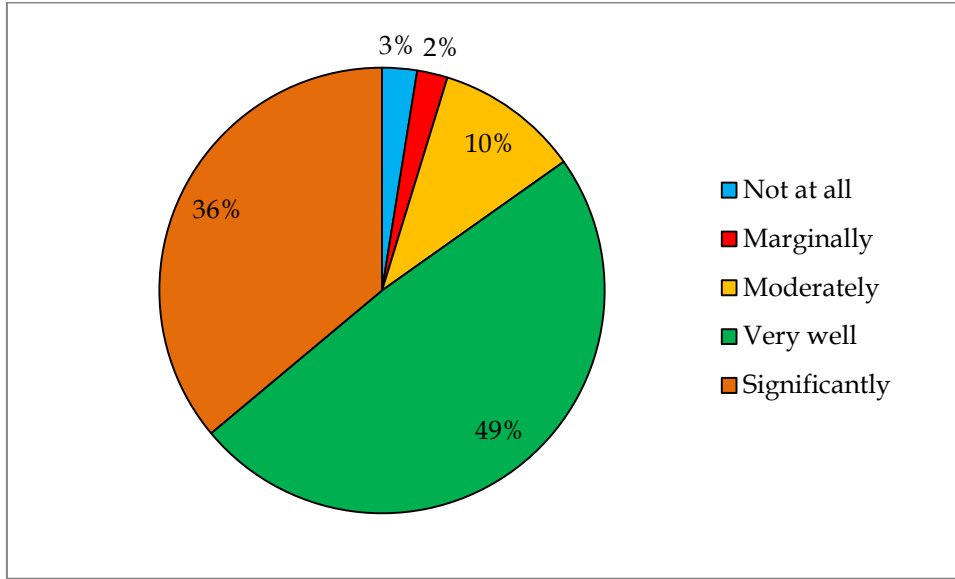


- The 75% of students were well satisfied with the institutional involvement in the placement and student promotional activities such as internship, student exchange, field visit.
- 15% and 7% students recorded their views as institute sometime and rarely involve in student related activities.



8) The teaching and mentoring process in your institution facilitates you in cognitive, social and emotional growth. (आपल्या संस्थेत शिकवण्याची आणि मार्गदर्शन देण्याची प्रक्रिया आपल्याला संज्ञानात्मक, सामाजिक आणि भावनात्मक वाढीस मदत करते)

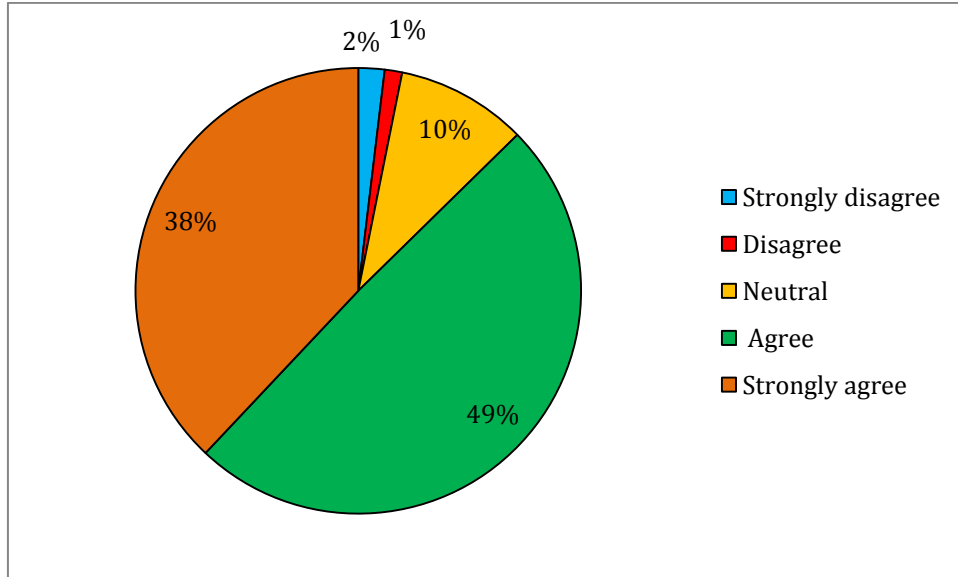
Scale	Particulars	Responses
4	Significantly	114
3	Very well	154
2	Moderately	33
1	Marginally	07
0	Not at all	08
Total		<b>316</b>



- The 95% students are satisfied with the teaching and mentoring process in the institution which will improve the cognitive, social and emotional growth of students.
- The 1-5% students thought that the teaching and mentoring process is below average.

9) The institution provides multiple opportunities to learn and grow. (संस्था शिकण्याची आणि वाढण्याची अनेक संधी उपलब्ध करून देते)

Scale	Particulars	Responses
4	Strongly agree	120
3	Agree	156
2	Neutral	30
1	Disagree	04
0	Strongly disagree	06
Total		<b>316</b>

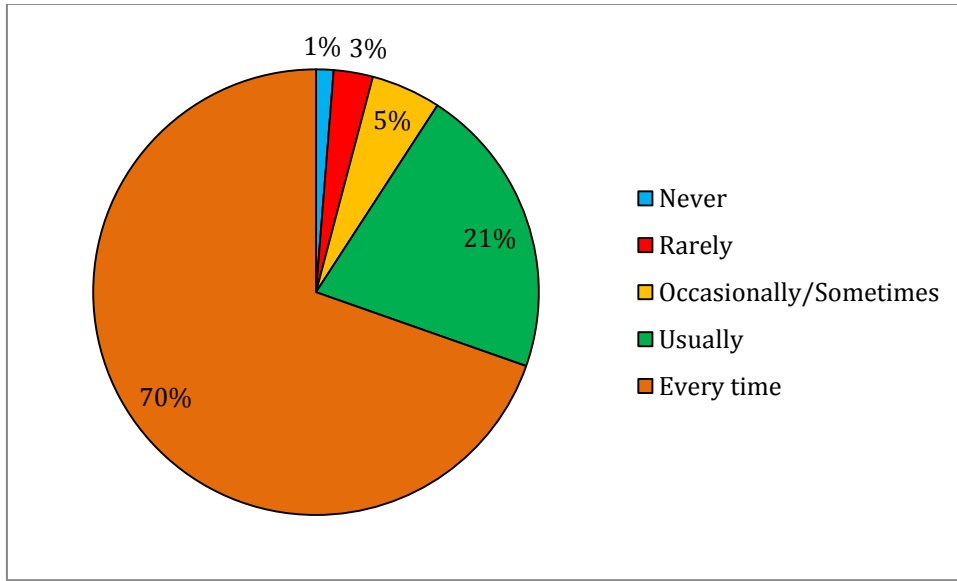


- The 87% students are satisfied with the multiple opportunities provided process in the institution.
- Whereas, 3% students were advised to increase efforts in creation of multiple opportunities for students.
- However, 10% students were stayed neutral about their opinion.



10) Teachers inform you about your expected competencies, course outcomes and programme outcomes. (शिक्षक आपल्याला अपेक्षित असलेली क्षमता, अभ्यासक्रम निकाल आणि प्रोग्राम आउटपुटयाबद्दल माहिती देतात)

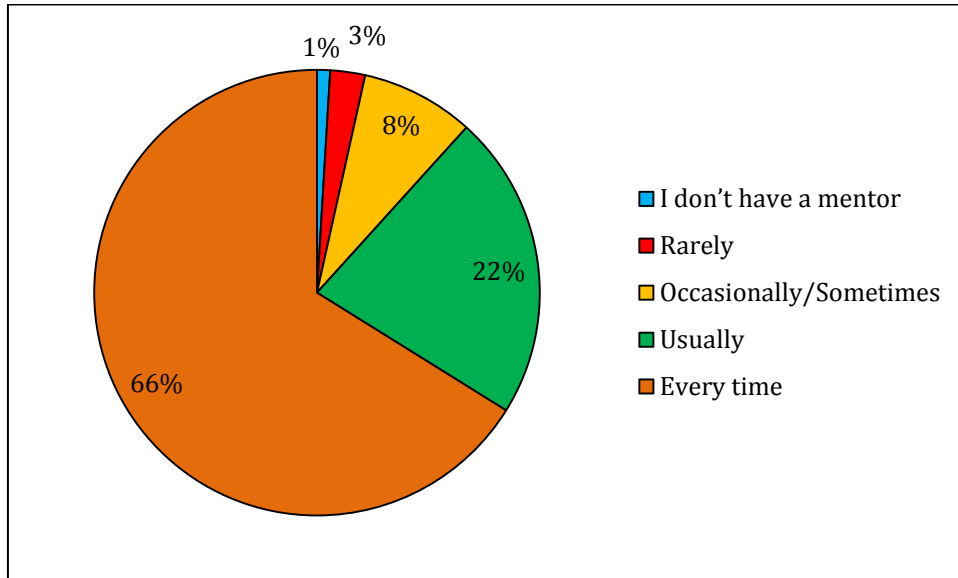
Scale	Particulars	Responses
4	Every time	220
3	Usually	67
2	Occasionally/Sometimes	16
1	Rarely	09
0	Never	04
Total		316



- The 96% students are satisfied with the teacher's efforts in making students informed about the expected competencies, course outcomes and Programme outcomes.
- The less than 4% students are thought that teachers take more efforts about the understanding of expected competencies, course outcomes and Programme outcomes

11) Your mentor does a necessary follow-up with an assigned task to you.  
(आपले गुरु आपल्याला नेमलेल्या कार्यासह आवश्यक पाठपुरावा करतात)

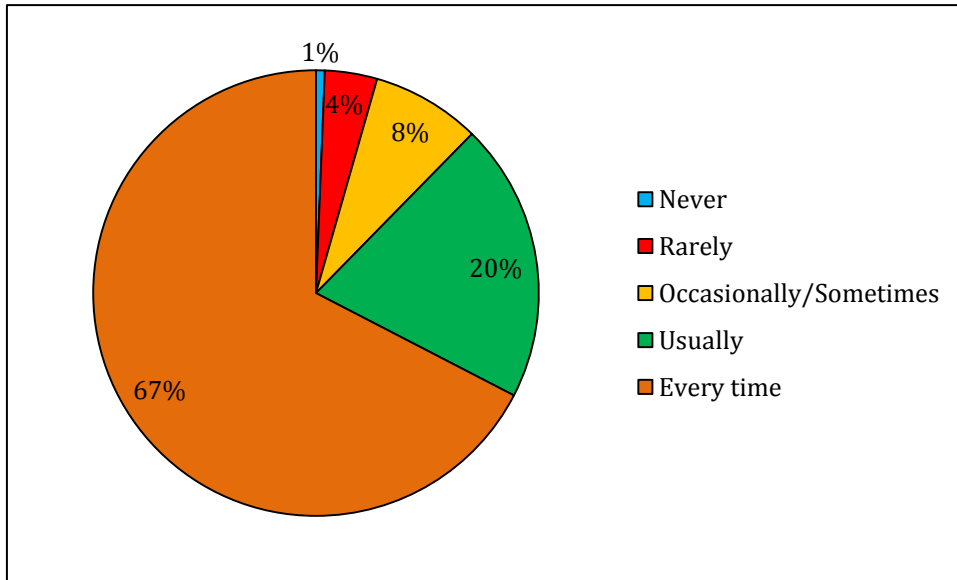
Scale	Particulars	Responses
4	Every time	209
3	Usually	70
2	Occasionally/Sometimes	26
1	Rarely	08
0	I don't have a mentor	03
Total		<b>316</b>



- About 87% students thought that the mentors take the proper follow up of their mentee in regard with the student assignments.
- The 4% students gave opinion that they were unsatisfied with the follow up of their mentors during completion of assigned tasks.

12) The teachers illustrate the concepts through examples and applications.  
 (शिक्षक उदाहरणे आणि अनुप्रयोगांद्वारे संकल्पना स्पष्ट करतात)

Scale	Particulars	Responses
4	Every time	213
3	Usually	64
2	Occasionally/Sometimes	25
1	Rarely	12
0	Never	02
Total		<b>316</b>

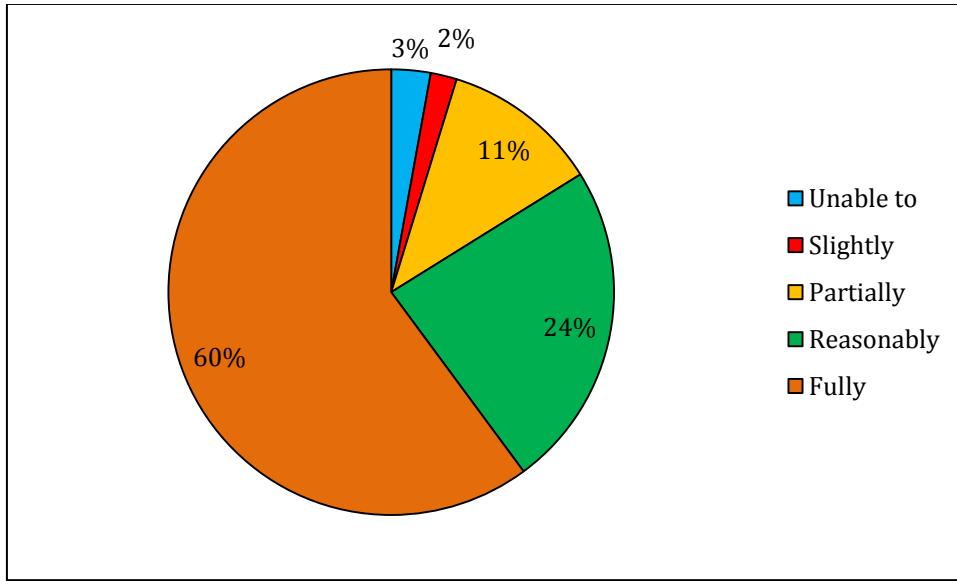


- The 87% of students satisfactorily thought that the teachers illustrate the concepts through examples and applications and which will improve the students understanding about the subject.
- The less than 1% students were not unsatisfied with the use of examples and applications by teachers during teaching.



13) The teachers identify your strengths and encourage you with providing right level of challenges. (शिक्षक आपली सामर्थ्य ओळखतात आणि योग्य पातळी वरील आव्हाने प्रदान करण्यास प्रोत्साहित करतात)

Scale	Particulars	Responses
4	Fully	190
3	Reasonably	75
2	Partially	36
1	Slightly	06
0	Unable to say	09
Total		<b>316</b>

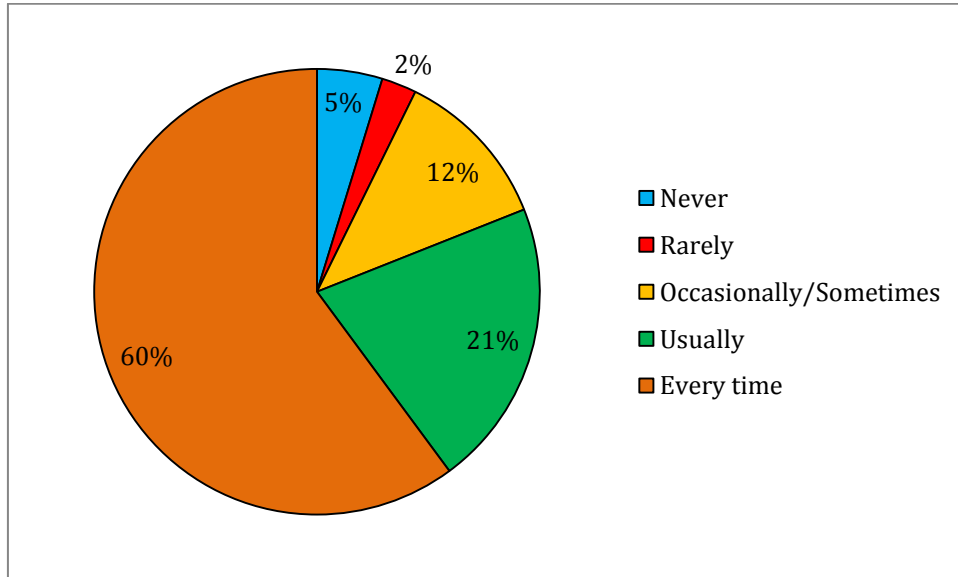


- About 95% students are satisfied with the performance of the teachers in regards with the understanding of strengths among the students and further encourage them to tackle with various challenges.



14) Teachers are able to identify your weaknesses and help you to overcome them. (शिक्षक आपल्यातील कमकुवतपणा ओळखण्यात आणि त्या दूर करण्यात आपली मदत करण्यास सक्षम आहेत)

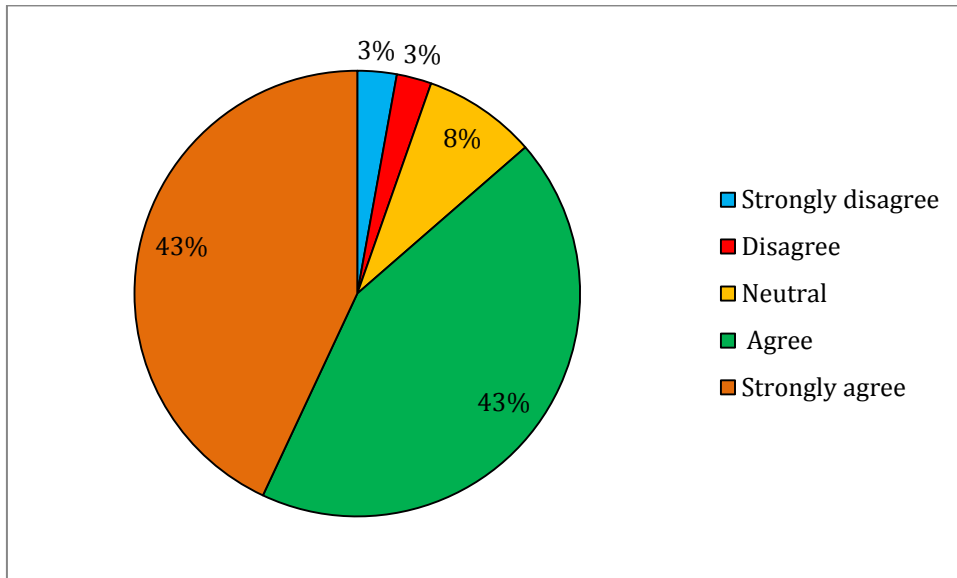
Scale	Particulars	Responses
4	Every time	190
3	Usually	66
2	Occasionally/Sometimes	37
1	Rarely	08
0	Never	15
Total		<b>316</b>



- About 93% students are satisfied with the performance of the teachers in regards with the understanding of weakness among the students and also help them to overcome their weaknesses.

15) The institution makes effort to engage students in the monitoring, review and continuous quality improvement of the teaching learning process. (संस्था शिकवण्याच्या प्रक्रियेतील देखरेख, आढावा आणि सतत गुणवत्ता सुधारण्यात विद्यार्थ्यांना गुंतविण्याचा प्रयत्न करते)

Scale	Particulars	Responses
4	Strongly agree	136
3	Agree	137
2	Neutral	26
1	Disagree	08
0	Strongly disagree	09
Total		<b>316</b>

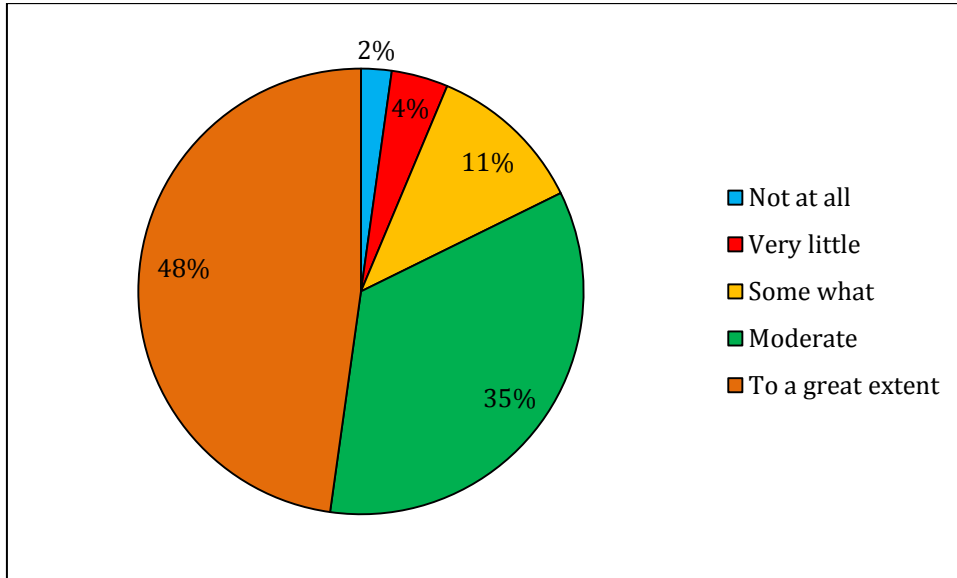


- The 86% of students were well satisfied with the institutional efforts in engaging students in the monitoring, review and continuous quality improvement of the teaching learning process.



16) The institute/ teachers use student centric methods, such as experiential learning, participative learning and problem solving methodologies for enhancing learning experiences. (शिक्षण / अनुभववाढ विण्याकरिता संस्था / शिक्षक विद्यार्थी केंद्रित पद्धतीचा उपयोग करतात जसे की अनुभवात्मक शिक्षण, सहभागी शिक्षण आणि समस्या सोडवण्याच्या पद्धती)

Scale	Particulars	Responses
4	To a great extent	151
3	Moderate	109
2	Some what	36
1	Very little	13
0	Not at all	07
Total		316

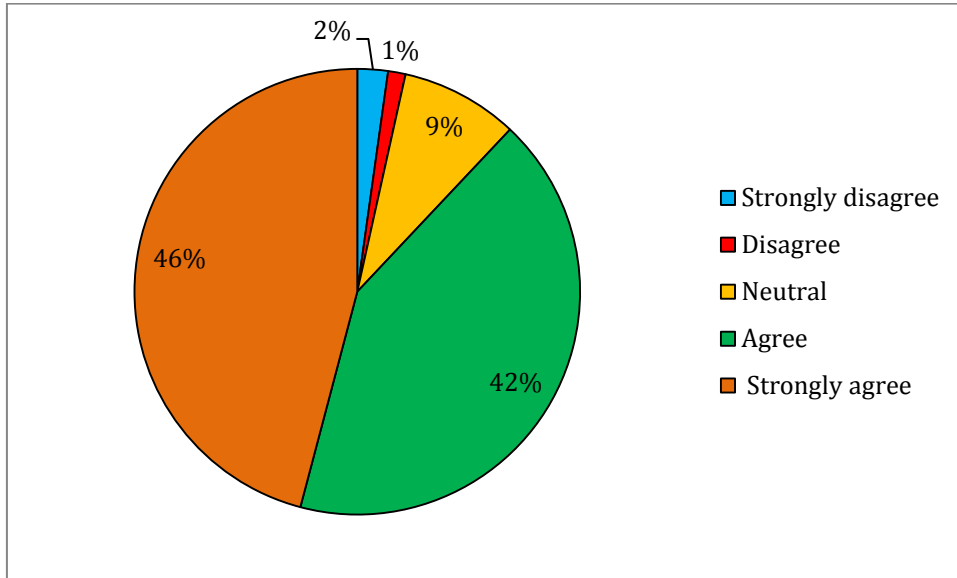


- The 94% of students are satisfied with involvement of institute/ teachers in adoption of various student centric methods, such as experiential learning, participative learning and problem solving methodologies for enhancing learning experiences.

17) Teachers encourage you to participate in extracurricular activities.

(शिक्षक आपणास अतिरिक्त क्रिया-कलापांमध्ये भाग घेण्यासाठी प्रोत्साहित करतात)

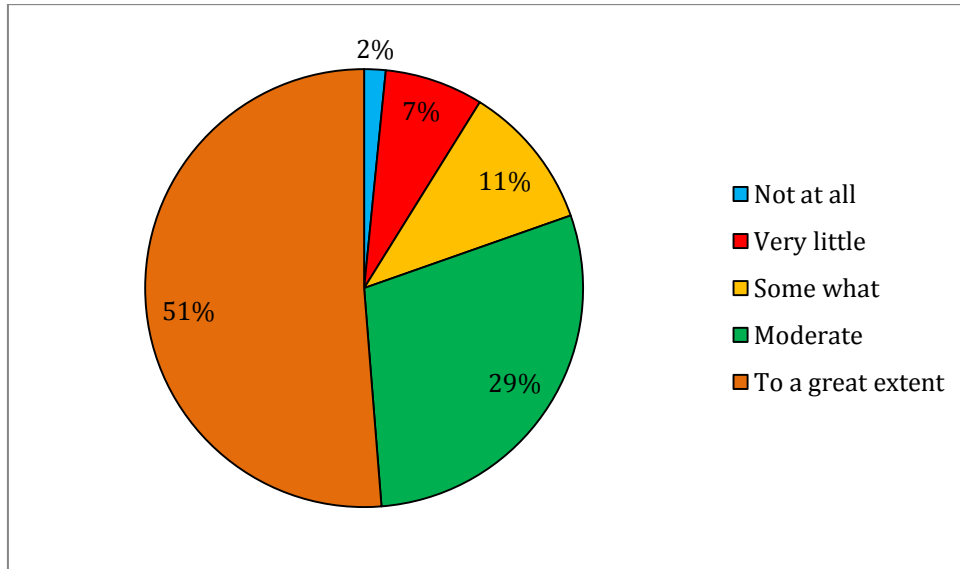
Scale	Particulars	Responses
4	Strongly agree	145
3	Agree	133
2	Neutral	27
1	Disagree	04
0	Strongly disagree	07
Total		<b>316</b>



- The 88% of students thought that the teachers encourage the students to participate in extracurricular activities organized by the college and parent university.

18) Efforts are made by the institute/ teachers to inculcate soft skills, life skills and employ ability skills to make you ready for the world of work.(संस्था / शिक्षकांनी आपणास कामाच्या जगासाठी सज्ज होण्यासाठी सॉफ्टकौशल्ये, जीवन कौशल्ये आणि नोकरीची कौशल्ये वापरण्यासाठी प्रयत्न केले जातात)

Scale	Particulars	Responses
4	To a great extent	162
3	Moderate	92
2	Some what	34
1	Very little	23
0	Not at all	05
Total		316

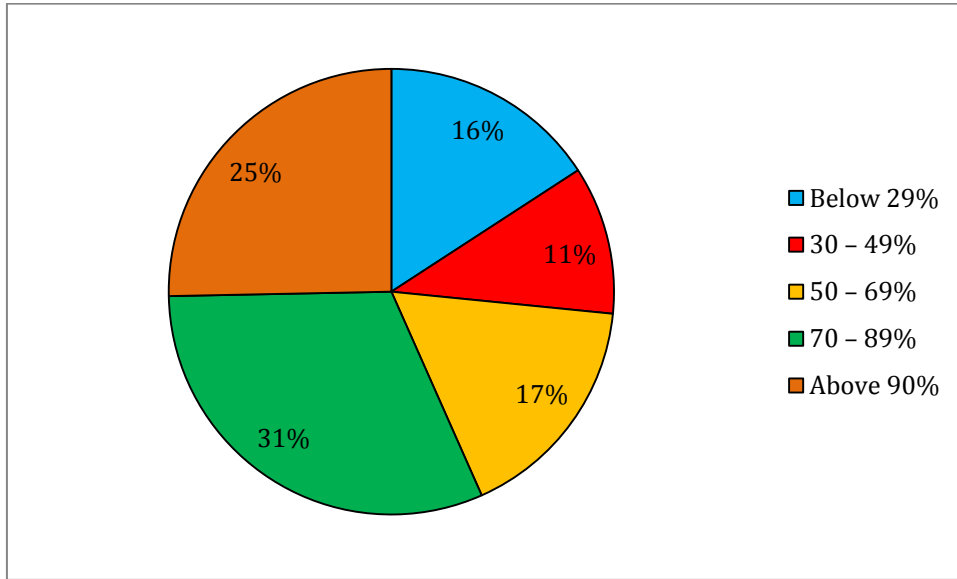


- About 92% of students were well satisfied with the institutional and teachers efforts to inculcate soft skills, life skills and employ ability skills to make students ready for the world of work.



19) What percentage of teachers use ICT tools such as LCD projector, Multimedia, etc. while teaching. (किती टक्के शिक्षक LCD प्रोजेक्टर, ICT साधने, इंटरनेट, मल्टिमिडीया, विडिओयांचा शिकविण्यासाठी वापर करतात)

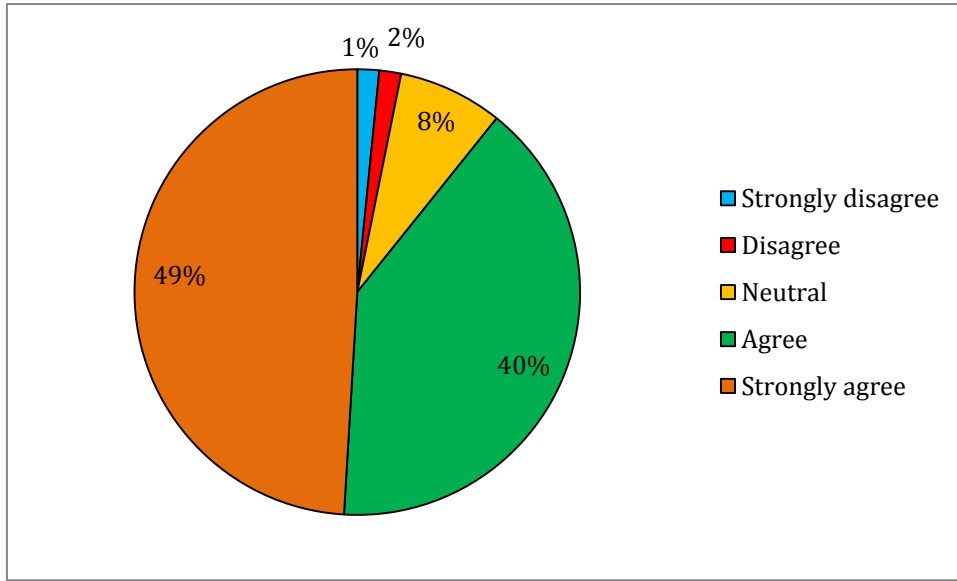
Scale	Particulars	Responses
4	Above 90%	80
3	70 - 89%	99
2	50 - 69%	53
1	30 - 49%	34
0	Below 29%	50
Total		<b>316</b>



- The 73% students stated that, more than 50% teachers use ICT tools in their teaching.
- However, the 16% students suggest that teachers have to use ICT tools such as LCD projector, Multimedia, etc. frequently.

20) The overall quality of teaching-learning process in your institute is very good. (आपल्या कॉलेजमधील अध्यापन-शिक्षण प्रक्रियेची एकूण गुणवत्ता खूप चांगली आहे)

Scale	Particulars	Responses
4	Strongly agree	155
3	Agree	127
2	Neutral	24
1	Disagree	05
0	Strongly disagree	05
Total		<b>316</b>



- About 89% of students were agree and fully satisfied with the innovative technique/methods adopted for effective teaching-learning process in the institute.
- However, 8% students were stayed neutral about feedback on overall quality of teaching-learning process



Anekant Education Society's

# JAYSINGPUR COLLEGE JAYSINGPUR

Affiliated to Shivaji University, Kolhapur || Reaccredited by NAAC with 'A' Grade CGPA-3.24  
DST-FIST [Level I] Sponsored College || Jain Minority College

## 21. Suggestions to improve the overall Teaching-Learning experience of institution:

1. Ceiling fan must be available in each classroom
2. Increase number of ICT enabled classrooms
3. Research based projects must be provided
4. Use LCD project, Multimedia tools for teaching
5. Arrange competitions more frequently
6. Organize more informative seminars, guest lecture by an expert
7. Biometry (Thumb) attendance for students
8. Arrange weekly unit tests and test series
9. Organize carrier Guidance lectures more frequently
10. Organize Debating, group discussion sessions

  
**COORDINATOR**  
Internal Quality Assurance Cell (IQAC)  
Jaysingpur College, Jaysingpur (MS)



  
**PRINCIPAL**  
Jaysingpur College, Jaysingpur